

**UNITED STATES
SECURITIES AND EXCHANGE COMMISSION**

Washington, D.C. 20549

FORM 10-K

(Mark One)

ANNUAL REPORT PURSUANT TO SECTION 13 OR 15(d) OF THE SECURITIES EXCHANGE ACT OF 1934

For the fiscal year ended January 31, 2017

OR

TRANSITION REPORT PURSUANT TO SECTION 13 OR 15(d) OF THE SECURITIES EXCHANGE ACT OF 1934

For the transition period from _____ to _____

Commission File Number: 001-35667

AMBARELLA, INC.

(Exact name of registrant as specified in its charter)

Cayman Islands
(State or other jurisdiction of
incorporation or organization)

3101 Jay Street
Santa Clara, California
(Address of principal executive offices)

98-0459628
(I.R.S. Employer
Identification No.)

95054
(Zip Code)

Registrant's telephone number, including area code: (408) 734-8888

Securities registered pursuant to Section 12(b) of the Act:

<u>Title of each class</u> Ordinary Share, \$0.00045 Par Value Per Share	<u>Name of each exchange on which registered</u> NASDAQ Global Market
---	--

Securities registered pursuant to Section 12(g) of the Act:

None

Indicate by check mark if the registrant is a well-known seasoned issuer, as defined in Rule 405 of the Securities Act. YES NO

Indicate by check mark if the registrant is not required to file reports pursuant to Section 13 or Section 15(d) of the Act. YES NO

Indicate by check mark whether the registrant (1) has filed all reports required to be filed by Section 13 or 15(d) of the Securities Exchange Act of 1934 during the preceding 12 months and (2) has been subject to such filing requirements for the past 90 days. YES NO

Indicate by check mark whether the registrant has submitted electronically and posted on its corporate Web site, if any, every Interactive Data File required to be submitted and posted pursuant to Rule 405 of Regulation S-T (§232.405 of this chapter) during the preceding 12 months (or for such shorter period that the registrant was required to submit and post such files). YES NO

Indicate by check mark if disclosure of delinquent filers pursuant to Item 405 of Regulation S-K is not contained herein, and will not be contained, to the best of the registrant's knowledge, in definitive proxy or information statements incorporated by reference in Part III of this Form 10-K or any amendment to this Form 10-K.

Indicate by check mark whether the registrant is a large accelerated filer, an accelerated filer, a non-accelerated filer, or a smaller reporting company. See the definitions of "large accelerated filer", "accelerated filer" and "smaller reporting company" in Rule 12b-2 of the Exchange Act.

Large accelerated filer Accelerated filer

Non-accelerated filer Smaller reporting company

Indicate by check mark whether the registrant is a shell company (as defined in Rule 12b-2 of the Act). YES NO

The aggregate market value of the voting and non-voting ordinary shares held by non-affiliates of the Registrant as of July 31, 2016, was approximately \$1.7 billion based upon the closing price reported for such date on the NASDAQ Global Market. For purposes of this disclosure, ordinary shares held by persons known to the Registrant (based on information provided by such persons and/or the most recent schedule 13Gs filed by such persons) to beneficially own more than 5% of the Registrant's ordinary shares and ordinary shares held by officers and directors of the Registrant have been excluded because such persons may be deemed to be affiliates. This determination is not necessarily a conclusive determination for other purposes.

Number of ordinary shares, \$0.00045 par value, outstanding as of March 24, 2017: 33,524,455 shares.

DOCUMENTS INCORPORATED BY REFERENCE

Certain information is incorporated into Part III of this report by reference to the Proxy Statement for the Registrant's annual meeting of shareholders to be held on or about June 7, 2017 to be filed with the Securities and Exchange Commission pursuant to Regulation 14A not later than 120 days after the end of the fiscal year covered by this Annual Report on Form 10-K.

TABLE OF CONTENTS

	<u>Page</u>
<u>PART I</u>	
Item 1. Business	4
Item 1A. Risk Factors	18
Item 1B. Unresolved Staff Comments	39
Item 2. Properties	39
Item 3. Legal Proceedings	40
Item 4. Mine Safety Disclosures	40
<u>PART II</u>	
Item 5. Market for Registrant's Common Equity, Related Stockholder Matters and Issuer Purchases of Equity Securities	41
Item 6. Selected Financial Data	43
Item 7. Management's Discussion and Analysis of Financial Condition and Results of Operations	44
Item 7A. Quantitative and Qualitative Disclosures About Market Risk	57
Item 8. Financial Statements and Supplementary Data	58
Item 9. Changes in and Disagreements With Accountants on Accounting and Financial Disclosure	59
Item 9A. Controls and Procedures	59
Item 9B. Other Information	59
<u>PART III</u>	
Item 10. Directors, Executive Officers and Corporate Governance	60
Item 11. Executive Compensation	60
Item 12. Security Ownership of Certain Beneficial Owners and Management and Related Stockholder Matters	60
Item 13. Certain Relationships and Related Transactions, and Director Independence	60
Item 14. Principal Accountant Fees and Services	60
<u>PART IV</u>	
Item 15. Exhibits and Financial Statement Schedules	61
Item 16. Summary	87
Signatures	88
Power of Attorney	88
Exhibits	89

FORWARD-LOOKING STATEMENTS

This Annual Report on Form 10-K contains forward-looking statements within the meaning of Section 27A of the Securities Act and Section 21E of the Exchange Act. The forward-looking statements are contained principally in, but not limited to, the sections titled “Business,” “Risk Factors,” and “Management’s Discussion and Analysis of Financial Condition and Results of Operations,” as well as elsewhere in this Annual Report on Form 10-K. Forward-looking statements are identified by the use of the words “would,” “could,” “will,” “may,” “expect,” “believe,” “should,” “anticipate,” “outlook,” “if,” “future,” “intend,” “plan,” “estimate,” “predict,” “potential,” “targets,” “seek,” “continue,” “foreseeable” or “forecast” and similar words and phrases, including the negatives of these terms, or other variations of these terms, that denote future events. Forward-looking statements include, but are not limited to, information concerning our possible or assumed future results of operations, competitive position, industry environment, potential growth opportunities and the effects of competition, our market opportunity, our ability to develop new solutions, including our ability to integrate and apply acquired technologies to our solutions, our future financial and operating performance, sales and marketing strategy, investment strategy and the results of our investments, research and development, customer and supplier relationships, customer demand and our ability to secure design wins, industry trends, our cash needs and capital requirements, and expectations about seasonality, taxes, and operating expenses. These statements reflect our current views with respect to future events and our potential financial performance and are subject to risks and uncertainties that could cause our actual results and financial position to differ materially and adversely from what is projected or implied in any forward-looking statements included in this Annual Report on Form 10-K.

Factors that could affect such forward-looking statements include, but are not limited to, risks associated with revenue being generated from new customers or design wins, neither of which is assured; our ability to retain and expand customer relationships and to achieve design wins; the commercial success of our customers’ products; our growth strategy; our ability to anticipate future market demands and future needs of our customers; our ability to introduce new and enhanced solutions; the expansion of our current markets and our ability to successfully enter new markets; anticipated trends and challenges, including competition, in the markets in which we operate; our ability to effectively manage growth; our ability to retain key employees; the potential for intellectual property disputes or other litigation; the risks described under Item 1A of Part I—“Risk Factors,” Item 7 of Part II—“Management’s Discussion and Analysis of Financial Condition and Results of Operations,” and elsewhere in this Annual Report on Form 10-K; and those discussed in other documents we file with the Securities and Exchange Commission. You are cautioned not to place undue reliance on the forward-looking statements, which speak only as of the date of this Annual Report on Form 10-K. We have no obligation (and expressly disclaim any such obligation) to update or alter any forward-looking statements, whether as a result of new information or otherwise except as otherwise required by securities regulations.

For purposes of this Annual Report, the terms “Ambarella”, “the Company”, “we”, “us” and “our” refer to Ambarella, Inc. and its consolidated subsidiaries.

ITEM 1. BUSINESS

Overview

We are a leading developer of semiconductor processing solutions for video that enable high-definition, or HD, video capture, analysis, sharing and display. A device that captures video includes four primary components: a lens, an image sensor, a video processor and storage memory. The video processor is the most complex of these four primary components as it converts raw video input into a format that can be stored and distributed efficiently and, in some cases, analyzes the video data to automate processes. We combine our processor design capabilities with our expertise in video, image processing, and computer vision algorithms and software to provide a technology platform that is designed to be easily scalable across multiple applications in a variety of markets and enable rapid and efficient product development. Our system-on-a-chip, or SoC, designs fully integrate HD video processing, image processing and analysis, audio processing and system functions onto a single chip, delivering exceptional video and image quality at high compression rates, differentiated functionality and low power consumption.

The flexibility of our technology platform enables us to deliver our solutions for numerous applications in multiple markets. In the camera market, our platform enables the creation of high-quality video content in wearable cameras, automotive cameras, professional and consumer Internet Protocol, or IP, security cameras, cameras incorporated into unmanned aerial vehicles, also referred to as UAVs, drones or flying cameras, and virtual reality cameras, also referred to as 360° cameras. Our revenue growth over the last three years has been driven primarily by specialized video and image capture devices such as wearable sports cameras, automotive aftermarket cameras, IP security cameras and UAVs. In the infrastructure market, our solutions efficiently manage IP video traffic, broadcast encoding and transcoding and IP video delivery applications.

We initially focused our technology platform on the infrastructure market, where we were able to differentiate our solutions for broadcast customers based on high performance, low power consumption, transmission and storage efficiency and small form factor. Leveraging these same capabilities, we then designed high-performance solutions for the camera market. As a result of the advantages of our solutions, we became a leading provider of video processing solutions for cameras that capture both HD video and high-resolution still images simultaneously. In addition, we have released SoC solutions that combine high-resolution video and image capture capabilities with advanced networking, connectivity and application processing functionalities. Our recently introduced H3 SoC supports 8K UHD AVC video resolution at 30 frames per second as well as high frame-rate video for capturing fast-action sports with 1080p video at 240 frames per second or 720p video at 480 frames per second.

Over the last several years, we have been expanding our development efforts on computer vision technology that will complement our image processing and video compression technology. We are focusing on developing advanced computer vision algorithms and high-performance, low-power hardware platforms to enhance processing acceleration. We believe that enhanced computer vision performance will be critical both to our current video markets, including IP security, wearable and UAV cameras, as well as future markets such as automotive OEM cameras. To accelerate our computer vision development, we acquired VisLab S.r.l., or VisLab, in June 2015. While VisLab is a developer of computer vision algorithms and intelligent control systems for autonomous driving applications, we intend to incorporate its algorithm technology into advanced computer vision solutions for our other markets.

We sell our solutions to leading original design manufacturers, or ODMs, and original equipment manufacturers, or OEMs, globally. We refer to ODMs as our customers and OEMs as our end customers, except as otherwise indicated or as the context otherwise requires. In the camera market, our video processing solutions are designed into products from leading OEMs including Axis Communications AB, Carcam Electronics Technology Co., Ltd., Dahua Technology Co., Ltd., Dajiang Innovation Technology Inc., Garmin Ltd., GoPro Inc., or GoPro, Hikvision Digital Technology Co., Qihoo 360 Technology Co. Ltd., Robert Bosch GmbH and affiliated entities and XiaoYi Technology Co., Ltd., who source our solutions from ODMs including Asia Optical Co. Inc., Chicony Electronics Co., Ltd., Jabil Circuit, Inc., San Jet Technology Corp., Sercomm Corporation, and Sky Light Digital Ltd. In the infrastructure market, our solutions are designed into products from leading OEMs including Harmonic Inc., Motorola Mobility, Inc. (owned by Arris Group, Inc.) and Telefonaktiebolaget LM Ericsson, who source our solutions from leading ODMs such as Plexus Corp. We intend to continue to build and strengthen our relationships with existing customers and also diversify our customer base. We believe our close relationships with leading ODMs and OEMs provides us with insight into product roadmaps and trends in the marketplace, which we intend to leverage to identify new opportunities and applications for our solutions. We sell our solutions worldwide using our direct sales force and our logistics providers, including Wintech Microelectronics Co., Ltd., or Wintech. Sales through Wintech represented approximately 60%, 67% and 57% of our revenue for the fiscal years ended January 31, 2017, 2016, and 2015, respectively.

We employ a fables manufacturing strategy and are currently shipping the majority of our solutions in the 45, 32 and 28 nanometer, or nm, process nodes. We recently introduced our first SoCs developed in the 14nm process node and began development in the 10nm process node in fiscal year 2017. As of January 31, 2017, we had 669 employees worldwide, approximately 73% of whom are in research and development. Our headquarters are located in Santa Clara, California, and we also have research and development design centers and business development offices in Taiwan, China, Italy, Japan, and South Korea. For our fiscal years ended January 31, 2017, 2016 and 2015, we recorded revenue of \$310.3 million, \$316.4 million and \$218.3 million, respectively, and net income of \$57.8 million, \$76.5 million and \$50.6 million, respectively. We have generated net income in each quarter beginning with the first quarter of fiscal year 2010, and we have generated cash from operations in each of fiscal years starting from 2009.

Ambarella was founded and incorporated in the Cayman Islands in January 2004. Our principal executive offices are located at 3101 Jay Street, Santa Clara, California. Our website is www.ambarella.com. You can obtain copies of our Forms 10-K, 10-Q, 8-K, and other filings with the Securities and Exchange Commission, or SEC, and all amendments to these filings, free of charge, from our website as soon as reasonably practicable following our filing of any of these reports with the SEC. In addition, you may read and copy any material we file with the SEC at the SEC's Public Reference Room at 100 F Street, NE, Washington, D.C. 20549. You may obtain information on the operation of the Public Reference Room by calling the SEC at 1-800-SEC-0330. The SEC also maintains a website that contains reports, proxy, and information statements, and other information regarding registrants that file electronically with the SEC at www.sec.gov. We also use the investor relations section of our website (<http://investor.ambarella.com>) and our website (www.ambarella.com) as a means of disclosing material information and for complying with our disclosure obligations under Regulation FD. Information on our website is not incorporated into this Annual Report on Form 10-K or our other securities filings and is not a part of such filings.

Industry Background

Trends Impacting the Video Content Creation and Distribution Markets

Video traffic is growing at a significant rate. The market trends that are fundamentally impacting video content creation and distribution include the following:

- **Increasing Number of Video Capture Devices.** Traditionally, HD video was captured using large, power intensive and expensive dedicated devices. Improvements in HD video capture quality, device size and cost have allowed video capture functionality to be incorporated into a broad range of devices. Today, smartphones, tablets, wearable cameras, automotive cameras, IP security cameras and UAVs, are increasingly including both HD video capture and high-quality still image capture. In addition to the significant growth in the number of devices, new applications are emerging for video capture devices, including law enforcement, personal security and social media.
- **Growing User-Generated Content.** Historically, most video content was created by media companies, professional studios and large broadcasters that possessed the equipment, expertise and other resources necessary to produce and distribute such programming. However, with the proliferation of low-cost digital video devices and greater penetration of broadband connectivity, individuals are playing a greater role in content creation and distribution. Websites such as YouTube and Facebook have enabled an effective new channel to widely distribute, store and display video and other rich media. In addition to user-created videos, other user-generated content such as video sharing, video conferencing and video instant messaging through services provided by Alphabet Inc., Apple, Inc., Facebook, Inc., Skype and Snap Inc., among others, are becoming increasingly popular.
- **Broadband Penetration Enabling the Proliferation of the Video Cloud.** The adoption of high-speed broadband and the proliferation of connected devices such as smartphones, tablets, laptops, desktop computers and connected televisions have allowed consumers to more easily download and share IP video accessed upon demand through the video cloud. The video cloud has led to new business models based on personal content such as streaming video provided by services like YouTube. Additionally, consumers are leveraging the video cloud for security by utilizing an IP camera and cloud infrastructure to watch live HD video streaming on any web connected device. This video cloud application has enabled expansion of the connected home to include intelligent IP surveillance systems that detect activity and then stream encrypted HD video through secure servers and alert end users.
- **Advancements in Display Technology.** The increasing proliferation of HD displays in television and in mobile connected devices such as laptops, smartphones and tablets is accelerating HD video content growth. This trend highlights the new paradigm of escalating consumer expectations of video quality, such that video is comparable to high-resolution still images, which drove the transition from standard definition to HD, and we believe will drive the transition to ultra high-definition, or UHD. UHD is commonly referred to as 4K video, which supports up to 4096x2160 pixels per frame, more than four times greater resolution than the current Full HD standard, which supports up to 1920x1080 pixels per frame.

- **Requirement for Efficient Video Compression.** HD video is increasingly a requirement for consumer video cameras, IP security cameras and for the broadcast of television programs, whether via cable, satellite or IP networks. Uncompressed HD video requires massive amounts of digital data to represent it, necessitating the need for video compression technology to reduce data rates for storage or for transmission of video over networks with limited bandwidth. In broadcast television, an upgrade of networks from H.264 video compression technology to the new high efficiency video coding, or HEVC, video compression technology would support the transition of consumers to 4K video. In consumer cameras, the efficiency of the encoding has a significant impact on video quality, recording time and battery life. In IP security cameras, encoding efficiency is important for realizing the highest image quality possible over bandwidth-limited networks, and for minimizing the costs of cloud-based storage of video content. Additionally, the ability to actively adapt the encoding bit-rate based on changing network bandwidth availability provides the highest possible video quality and enables network traffic management.

Evolving Requirements for Video Capture and Distribution

Evolving requirements for cameras and broadcast infrastructure equipment typically center around video definition and frame rates, ability to capture high-quality still images and video, advanced video features, analytics, and transcoding capability:

- **Higher Definition and Higher Frame Rates.** The demand for enhanced video resolution has been increasing in both the camera and infrastructure markets. Consumers expect video quality to be closer to high-resolution still images, which continues to drive the transition from standard definition to Full HD and beyond. Similarly, as new display technologies enable higher resolutions and higher frame rates, we believe consumer demand will drive the requirement for UHD or 4K video capture and transmission.
- **Ability to Capture High-Quality Still Images and Video.** Historically, consumers have purchased devices that either provide high-quality image capture or record high-quality video. This was the result of consumer preference, as reasonably priced and sized devices would provide only one of those attributes. However, as a result of technological improvements, consumer devices that deliver both attributes have proliferated to the point that a pure video capture device or still image capture device is becoming uncommon. Increasingly, devices are able to simultaneously capture HD video and high-quality still images without adversely impacting the quality of either. We believe devices that can capture Full HD video while encoding a second mobile resolution video for uploading to the Internet or streaming over a Wi-Fi network will expand consumer demand for specialized video capture devices. Additionally, we believe advanced low-light processing including high dynamic range and high-ISO processing will continue to improve image quality even in challenging lighting conditions. We believe image stabilization technology enables stable video recording during high-motion conditions, which are often encountered when using sports cameras and UAVs.
- **Connectivity.** Integrated wireless capability using wireless links such as Bluetooth and Wi-Fi is becoming an increasingly prevalent feature across many classes of video capture devices. Consumers want to watch, control and capture real-time video using their smartphones as the remote control and viewer for wirelessly enabled wearable and sports cameras. Additionally, rather than storing images and video to local media and transferring to a computer later, consumers are demanding the ability to wirelessly transfer and share their video content to websites such as YouTube, Facebook and other online media albums. In video security applications, connectivity to cloud services allows users to monitor surveillance video in real-time on their smartphones or tablets. The storage of video in the cloud also provides protection against theft of the video content and enables users the capability to play back the stored video.
- **Ability to Deliver Feature-Rich Video.** The addition of de-warping capability allows cameras to utilize a wide angle or “fish eye” lens to cover a wide viewing area. In security applications this capability can allow a single camera to replace multiple cameras and may also eliminate the need for mechanical pan-tilt-zoom in the cameras. In consumer virtual reality, or VR, cameras, the ability to capture, de-warp and stitch images from two image sensors allows 360° video creation. In automotive markets, the ability to combine and display images captured by multiple cameras can allow the automotive camera recorder to capture and display images from the front, rear and sides of the car. Wide dynamic range, or WDR, and high dynamic range, or HDR, processing capabilities provide greater dynamic range between the lightest and darkest areas of an image, permitting captured still images to reveal details that would otherwise be lost against a bright background.

- **Computer Vision.** Computer vision represents the field of methods for acquiring, processing, analyzing, and understanding images and high-dimensional data from the real world in order to automate and integrate a wide range of processes. Computer vision is becoming increasingly important for the development of intelligent video cameras. In the IP security camera market, computer vision can be used for various functions including motion detection to trigger alarms, and the counting and tracking of people. The application of computer vision may also be used to help control the video encoding process to reduce video bitrates and maximize network efficiency. In the automotive market, the application of computer vision for advanced driver assistance systems, or ADAS, is increasingly being used to help drivers. Automotive analytics functions include lane detection warning system and forward collision warning. In general, powerful CPUs and dedicated computer vision hardware are required to support the advanced analytics algorithms in video cameras.
- **Transcoding.** The ability to decode and simultaneously re-encode high-quality video streams in multiple formats, which is commonly referred to as transcoding, using dense, small form factor and power-efficient hardware is a critical requirement for content providers and the video cloud. Given the differing connection speeds and capacities in current communication networks, broadcasters must be able to deliver video to consumers at varying bit-rate and quality levels. Furthermore, the significant increase in the number and types of devices capable of displaying video, from HD televisions to smartphones, requires broadcasters and other distributors to have the capability to provide video content in multiple formats and source resolutions. As consumers increasingly view video on smartphones and tablets, in addition to traditional televisions and PCs, the ability to trans-rate video content in real time to the various resolutions and bit-rates supported by smartphones or tablets is essential.

Our Competitive Strengths

Our platform technology solutions provide performance attributes that satisfy the stringent demands of the camera market, enable integration of HD video and image capture capabilities in portable devices and meet the highest standards of the infrastructure market. We believe that our leadership in HD video and image processing applications is the result of our competitive strengths, including:

- **High-Performance, Low Power Video and Image Algorithm Expertise.** Our solutions provide Full HD and UHD video at exceptional resolution and frame rates. Our extensive algorithm expertise, which facilitates efficient video and image compression, enables our solutions to achieve low power consumption without compromising performance. Our solutions achieve high storage and transmission efficiencies through innovative and complex video and image compression algorithms that significantly reduce the output bit-rate. This smaller storage footprint directly benefits the performance of our solutions in several ways including lower memory storage requirements and reduced bandwidth needs for transmission, which is more conducive to sharing content between devices. These benefits are particularly important in transcoding and video cloud applications. Our solutions can enable high-performance image capture of up to 30 32-megapixel still images per second. Our solutions can deliver clear images in low light conditions because of our 3D motion compensated temporal filtering, or MCTF, and multiple exposure processing. Additionally, our WDR and HDR processing capabilities provide greater dynamic range between the lightest and darkest areas of an image, permitting captured still images to reveal details that would otherwise be lost against a bright background. Our advanced de-warping capability enables cameras to use wide angle lenses to capture images from a wide area, making it ideal for a variety of IP security camera applications, as well as 3D electronic image stabilization and surround view for automotive applications.
- **Proprietary Video Processing Architecture.** Our proprietary video processing architecture is designed to efficiently integrate our advanced compression algorithms into our SoCs to offer exceptional storage and transmission efficiencies at lower power across multiple products and end markets. We engineered our very-large-scale integration, or VLSI, architecture with a focus on high-performance video compression as opposed to solutions that are based on a still image processing architecture with add-on video capabilities. Due to our primary focus on video processing compression, we believe that our solutions offer exceptional performance metrics with lower power requirements and reduced die sizes. Our integrated algorithms and architecture also enable simultaneous processing of multiple video and image streams.

- **Highly Integrated SoC Solutions Based on a Scalable Platform.** Our product families leverage our core high-performance video processing architecture combined with an extensive set of integrated peripherals, which enables our platform to address the requirements of a variety of applications and end markets. Traditional solutions have generally relied upon significant customization to meet the specific requirements of each market, resulting in longer design cycles and higher development costs. Our flexible and highly-scalable platform enables us to address multiple markets with reduced design cycles and costs. Our platform also enables us to develop fully integrated SoC solutions that provide the system functionalities required by our customers on a single chip. Our extensive system integration expertise enables us to integrate core video processing functionality with many peripheral functions such as multiple inputs and outputs, lens controllers, flash controllers and remote control interfaces to reduce system complexity and interoperability issues. Furthermore, we have successfully migrated our process nodes from 130nm to 14nm since our founding and have a proven track record of developing and delivering multiple solutions with first-pass silicon success. Beginning in fiscal year 2017, we began investing in development of our next generation SoCs in the 10nm process node.
- **Comprehensive and Flexible Software.** Our years of investment in developing and optimizing our comprehensive and flexible software serve as the foundation of our high-performance video application solutions. Key components of our software include highly customized middleware that integrates many unique features for efficient scheduling and other system-level functions, and firmware that is optimized to reduce power requirements and improve performance. In addition, we provide to our customers fully-functional software development kits with a suite of application programming interfaces or APIs, which allow them to rapidly integrate our solution, adjust product specifications and provide additional functionality to their systems, thereby enabling them to differentiate their product offerings and reduce time to market.
- **Broad Domain Experience in Video Processing and Delivery.** Our engineering team, whose core members have worked together for over 15 years, includes leading innovators in video processing and delivery. Our VLSI team has extensive multi-gigahertz, superscalar CPU design experience from Intel Corporation, Advanced Micro Devices, Inc. and Sun Microsystems, Inc. Our team has developed many industry firsts such as the first single chip MPEG-2 encoder, the first consumer MPEG-2 transcoding SoC, the first single chip HD H.264 encoder and camera SoC and the first 1080p60 and UHD infrastructure SoCs. Our team has developed an ecosystem of high-performance software and hardware solutions that reduce customer system development time and cost, thus allowing for accelerated time-to-market.
- **Key Global Relationships with Leading OEM and ODM Customers.** Our solutions have been designed into top-tier OEM brands currently in the market. We have established collaborative relationships with most of the leading ODMs and OEMs that serve our primary markets. We intend to leverage these relationships to identify new opportunities and applications for our solutions, and we intend to continue to actively engage with ODMs and OEMs at every stage of their design cycles. We actively engage with OEMs on design specifications and with ODMs on product implementation. Additionally, approximately 72% of our employees are located in Asia, primarily in Taiwan and China, strategically placing us near many of our customers and allowing us to provide superior sales, design and technical support and to strengthen our customer relationships.

Products

Our technology platform delivers a high-performance, low power video and image processing solution that can be tailored with our software solution to meet the specific needs of multiple end markets. Our HD video and image processing SoCs, based on our proprietary technology platform, are highly configurable and enable our customers to deliver exceptional quality video and still imagery in small, easy-to-use devices with low power requirements. Our customized software solutions include firmware, middleware and software development kits to optimize system-level functions and allow rapid integration of our solution into customer products and tailor specifications to customer requirements. We also provide customers with guidelines known as reference designs so that they can efficiently incorporate our solutions in their product designs.


In addition to enabling small device size and low power consumption, our SoC solutions make possible differentiated functionalities such as simultaneous video and image capture, multiple-stream video capture, image stabilization and wireless connectivity. We intend to leverage our core technology platform to address other video processing markets that have high-performance, robust connectivity, low latency and low power requirements. In addition, we are developing advanced analytics for the consumer and professional IP security, UAV and automotive markets to enhance SoC functionality. We believe advanced analytics on the SoC, such as face recognition, object identification and avoidance and motion detection will expand the addressable market for our SoC solutions.

We currently sell our solutions into the following end markets:

- **Wearable Cameras including Sports, Commercial and Social Media.** Durable cameras that provide HD video quality increasingly include embedded connectivity to share and display video. Our low power, high-resolution and connected solutions can be found in a variety of cameras in this end market.

- **Automotive Cameras.** We sell solutions into several automotive markets both for aftermarket and OEM applications. In the automotive aftermarket, we sell solutions for small video cameras mounted on board vehicles to record traffic accidents and help establish records for insurance and liability purposes. Our MotorVu™ 3D 360° Surround View reference design for the automotive OEM market brings high quality HD video to multi-camera parking assistance applications and features a dedicated video engine to combine multiple HD video streams for 3D scene rendering. Also for the OEM market, electronic mirrors utilize cameras and LCD displays to augment optical rear view and side view mirrors to provide a wider, unobstructed field of view. We believe our low power, high-performance, small form factor solutions are well suited for this market.
- **Professional IP Security Cameras.** These cameras are used for video monitoring and security surveillance in professional applications. Our solutions enable the streaming of multiple video streams to enable remote monitoring at multiple locations. Embedded intelligence supports advanced analytics including motion detection and people tracking. The cameras often have the ability to operate in low light conditions and over wide temperature ranges in order to be used in outdoor environments.
- **Consumer IP Security Cameras.** Consumer IP security cameras are designed for home or small business use and are typically connected to cloud services and applications via home networks using WiFi. These cameras may require very low bitrate operation to support HD resolution over limited bandwidth broadband connections, while small form factors may require very low power operation. The implementation of intelligent motion detection may reduce the number of false alarms.
- **UAVs or Drones.** These cameras are used for capturing aerial video or photographs. Our high-performance, high frame rate and low power architecture enables improved functionality with Full HD video capture. In addition, our ability to provide high-resolution still image capture and HD video capture simultaneously enables hybrid capability for the user.
- **Virtual Reality Cameras.** This new class of cameras is used typically for capturing 360° video or, in higher-end camera models, for capturing 360° plus 3D video. Standalone 360° video cameras capture video images from two sensors and encode both video streams in high resolution while simultaneously stitching the two images together in real time.
- **Broadcast and Traffic Management.** Broadcasting equipment that enables HD video to be distributed through satellite, cable and IP infrastructures comprises this market. Our SoC solutions enable high-performance, low power consumption broadcast devices with small form factors, thereby reducing bandwidth needs, energy usage and costs of additional hardware. Our solutions enable an increased number of channels per encoder due to high compression efficiencies. They also make possible a new class of transcoders that can simultaneously encode and stream multiple video formats to different end devices and can change video resolution and transmission rates based on available bandwidth and the display capability of receiving devices.

The chart below describes our current product lines and target markets:



Technology

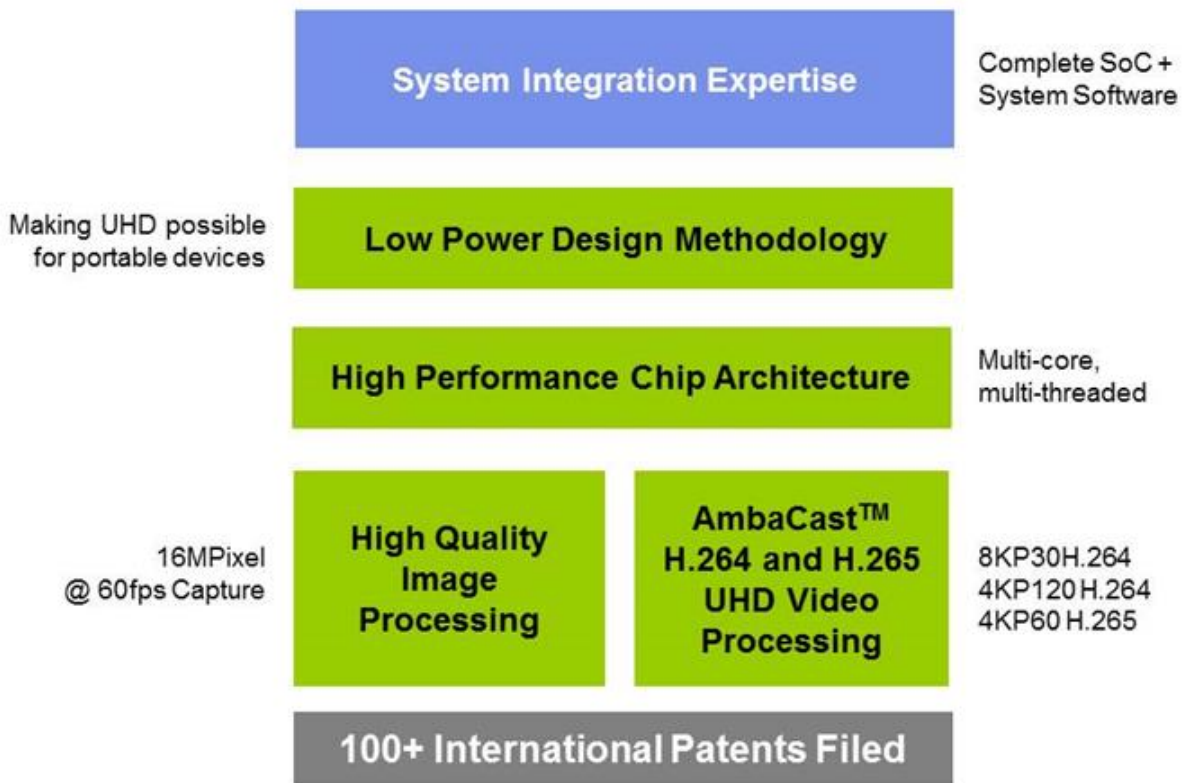
Our semiconductor processing solutions enable HD and UHD (up to 3840x2160p30) video and image processing, video compression, sharing and display while offering exceptional power, size and performance characteristics.

Key differentiators of our technology include:

- algorithms to compress video signals with high compression and power efficiency at multiple operating points;
- algorithms for high-speed image processing with high image quality and power efficiency;
- scalable architecture that covers the gamut of consumer and professional HD video camera and encoding applications from Full HD to UHD performance levels;
- ability to encode multiple video streams simultaneously to support simultaneous recording and video streaming, or streaming to multiple devices with different resolutions;
- ability to capture, process and encode multiple image sensors simultaneously to support multiple viewpoints, including surround view and virtual reality applications;
- algorithms to stabilize video from camera motion in challenging conditions, such as sports and UAV cameras;
- low-power architecture with minimal system memory footprint;
- programmable architecture that balances flexibility, quality, power and die size;
- full software development kit comprised of APIs to facilitate integration into customers' products;

- powerful CPUs and dedicated hardware to support advanced analytics functions; and
- support for transcoding between video formats, for example MPEG-2 to H.264 and H.265.

Our technology platform, comprised of our video and image processors, is based on a high-performance, low-power architecture supported by a high level of system integration. The building blocks of our platform are illustrated below:



Our technology platform enables the capture of high-resolution still images and HD video while simultaneously encoding HD video for high-quality storage and lower resolution video for Internet sharing and wireless networking. Multi stream video capture enhances the consumer experience by offering the ability to instantaneously share captured video without having to go through a transcoding process.

AmbaClear

Our proprietary image signal processing architecture, known as AmbaClear, incorporates advanced algorithms to convert raw sensor data to high-resolution still and HD video images concurrently. Image processing algorithms include sensor, lens and color correction, demosaicing, which is a process used to reconstruct a full color image from incomplete color samples, noise filtering, detail enhancement and image format conversion. For example, raw sensor data can be captured at up to 16-megapixel resolution at 60 frames per second and filtered down to two megapixels for HD video processing while selected 16-megapixel frames are concurrently processed by the still image processor. This image processing reduces noise in the input video and improves video quality resulting in better storage and transmission efficiencies. Our WDR and HDR, processing capabilities handle greater dynamic range between the lightest and darkest areas of an image, permitting video images to reveal details that would otherwise be lost against a bright background. Our advanced de-warping capability enables cameras to use wide angle lenses to capture images from a wide area, making it ideal for a variety of IP security camera and surround view applications.

AmbaCast

Our proprietary HD video processing architecture, known as AmbaCast, incorporates advanced algorithms for motion estimation, motion-compensated 3D temporal filtering, mode decision and rate control. Successful implementation of these computationally intensive steps has helped us maximize compression efficiency. We support all three compression profiles—baseline, main and high—as specified in the H.264. We also support the main profile H.265 video compression standard with up to 2x better compression efficiency compared to our H.264 video compression technology.

Our solutions for the broadcast infrastructure market allow OEMs to offer H.265, H.264 and MPEG-2 encoding formats. All of our video encoding solutions have decoding capabilities as well.

Design Methodology

The success of our technology platform stems from our algorithm-driven design methodology. We test and verify our algorithms on our proprietary architectural model prior to implementing our algorithms in hardware. Our advanced verification methodology validates our approach through simultaneous modeling of architecture, algorithms and the hardware itself. This redundant approach enables us to identify and remediate any weaknesses early in the development cycle, providing a solid foundation on which we build our hardware implementation, and enhances our ability to achieve first-pass silicon success. We have a history of using several process nodes from 130nm through 14nm. In fiscal year 2015, we began investing in development of our next generation SoCs in the 14nm process node and announced our first 14 nm SoC in January 2016 and our second 14 nm SoC in January 2017. In fiscal year 2017, we began investing in development of our next generation SoCs in the 10nm process node. We possess extensive expertise in video and imaging algorithms as well as deep sub-micron digital and mixed-signal design experience.

SoC Solution

Our SoC designs integrate HD and UHD video processing, image processing, applications processing and system functions onto a single chip, delivering exceptional video and image quality with differentiated features, including advanced wireless connectivity. Our multi-core DSP architecture is highly scalable and balances software programmability with hardware-accelerated performance to achieve extremely low power consumption and maximize camera battery life. The programmable architecture provides our customers with the flexibility they need to quickly develop a wide range of differentiated products. Additionally, our SoCs integrate mixed signal (analog/digital) functionality and high speed interfaces required for interfacing to advanced high-speed CMOS sensors and industry standard interfaces such as USB 3.0 and HDMI 2.0. Recently introduced SoCs include the following:

- Our H3 SoC, which we announced in January 2017, supports 8K UHD AVC video resolution at 30 frames per second as well as high frame-rate video for capturing fast-action sports with 1080p video at 240 frames per second or 720p video at 480 frames per second. The H3 SOC features an advanced image processing pipeline that includes 10-bit HDR video processing and excellent imaging, even in challenging low-light conditions, and a hardware de-warp engine to support wide-angle panoramic camera designs.
- Our 14nm H22 SoC, which we announced in January 2017, enables ultra low power 4K UHD recording with 1 watt of power consumption including DRAM. The H22 SoC includes a 1.2 GHz quad-core ARM® Cortex®-A53 CPU with floating point and NEON™ to provide significant processing power for customer applications, including UAV camera flight control, video analytics and wireless networking. The H22 SoC also supports live streaming of a second, low-delay, Full HD video stream for wireless monitoring and camera control and 3D electronic image stabilization.
- Our A9AQ SoC, introduced in January 2017, is our first AEC-Q100 qualified SoC for automotive OEM applications. The A9AQ supports e-mirror and around view monitoring, or AVM, applications, including HDR video processing with LED flicker mitigation. The A9AQ includes integrated SERDES interfaces for remote sensor modules to help reduce the total BOM cost.

Software Development Kits

We provide to our customers fully-functional software development kits with a suite of application programming interfaces or APIs, which allow customers to rapidly integrate our solution, adjust product specifications and provide additional functionality to their systems, thereby enabling them to differentiate their product offerings and reduce time to market. For example, our video streaming technology enables the camera's image to be previewed on a smartphone, so the camera can be optimally set up and controlled remotely, or video can be streamed directly to Internet cloud services. To enable this functionality, end customers deploy our Wireless Camera Developer's Kit, or the Kit, which enables the design of cameras that combine still photography and Full or Ultra HD video with wireless video streaming. The Kit leverages our multi-stream encoding capability which supports the recording of Full or Ultra HD video locally while simultaneously recording and streaming a second stream. This Kit enables accelerated end customer product development.

Computer Vision Technology

Computer vision is a core technology that complements our image processing and video compression technology. Our current SoC solutions have up to four high performance ARM processors with NEON™ acceleration that provide a flexible and cost-effective manner in which to run computer vision algorithms. We are focusing on developing advanced computer vision algorithms and high-performance, low-power hardware acceleration. We believe that enhanced computer vision performance will be critical both to our current video markets, including IP security, wearable, and UAV cameras, as well as future markets such as automotive cameras for OEM applications.

Customers

We sell our solutions to leading ODMs and OEMs globally. We refer to ODMs as our customers and OEMs as our end customers, except as otherwise indicated or as the context otherwise requires. In the camera market, our video processing solutions are designed into products from leading OEMs including Axis Communications AB, Carcam Electronics Technology Co., Ltd., Dahua Technology Co., Ltd., Dajiang Innovation Technology Inc., Garmin Ltd., GoPro, Hikvision Digital Technology Co., Qihoo 360 Technology Co. Ltd., Robert Bosch GmbH and affiliated entities and XiaoYi Technology Co., Ltd., who source our solutions from ODMs including Asia Optical Co. Inc., Chicony Electronics Co., Ltd., DigiLife Technologies Co.Jabil Circuit, Inc., San Jet Technology Corp., Sercomm Corporation, and Sky Light Digital Ltd. In the infrastructure market, our solutions are designed into products from leading OEMs including Harmonic Inc., Motorola Mobility, Inc. (owned by Arris Group, Inc.) and Telefonaktiebolaget LM Ericsson, who source our solutions from leading ODMs such as Plexus Corp.

Sales to customers in Asia accounted for approximately 92%, 91% and 91% of our total revenue in the fiscal years ended January 31, 2017, 2016 and 2015, respectively. As many of our OEM end customers or their ODM manufacturers are located in Asia, we anticipate that a majority of our revenue will continue to come from sales to customers in that region. Although a large percentage of our sales are made to customers in Asia, we believe that a significant number of the products designed by these customers and incorporating our SoCs are then sold to consumers globally. In fiscal years 2017, 2016 and 2015, 98%, 97% and 94% of our revenue was attributable to sales of our solutions into the camera markets, respectively, and 2%, 3% and 6% of our revenue was attributable to sales of our solutions into the infrastructure market, respectively. To date, all of our sales have been denominated in U.S. dollars.

We work closely with our end customer OEMs and ODMs throughout their product design cycles that often last six to nine months for the camera market, though new products within the camera market may have longer design cycles, and 12 to 18 months for the infrastructure market. As a result, we are able to develop long-term relationships with our customers as our technology becomes embedded in their products. Consequently, we believe we are well positioned to not only be designed into our customers' current products, but also to continually develop next-generation HD video and image processing solutions for their future products.

The product life cycles in the camera market typically range from six to 18 months. The product life cycles in the infrastructure market typically range from two to five years, where new product introductions occur less frequently. For many of our solutions, early engagement with our customers' technical staff is necessary for success. To ensure an adequate level of early engagement, our application and development engineers work closely with our customers to adjust product specifications and add functionality into their products.

In fiscal year 2017, the customers representing 10% or more of revenue were Wintech, the Company's logistics provider, and GoPro, Inc., or GoPro, a direct OEM customer, which accounted for approximately 60% and 19% of total revenue, respectively. The revenues for GoPro in fiscal year 2017 included only direct shipments to GoPro and did not include shipments to GoPro's various ODMs, either directly or through Wintech. We estimated that the revenues for shipments to GoPro's various ODMs represented an additional approximately 5% of our total revenue in fiscal 2017. We currently rely, and expect to continue to rely, on a limited number of customers for a significant portion of our revenue. In fiscal years 2017, 2016 and 2015, sales directly and through our logistics providers to our five largest ODM and OEM customers collectively accounted for approximately 56%, 56% and 64% of our total revenues, respectively. In fiscal years 2017, 2016 and 2015, sales to our 10 largest ODM and OEM customers collectively accounted for approximately 68%, 69% and 74% of our total revenues, respectively.

Sales and Marketing

We sell our solutions worldwide using our direct sales force and our logistics providers. We have direct sales personnel covering the United States, Asia and Europe, and we operate sales offices in Santa Clara, California and Hong Kong, and business development offices in China, Japan, South Korea, Sweden and Taiwan. In addition, in each of these locations, other than Sweden, we employ a staff of field applications engineers to provide direct engineering support locally to our customers.

Our sales cycles typically require a significant investment of time and a substantial expenditure of resources before we can realize revenue from the sale of our solutions, if any. Our typical sales cycle consists of a multi-month sales and development process involving our customers' system designers and management and our sales personnel and software engineers. If successful, this process culminates in a customer's decision to use our solutions in its system, which we refer to as a design win. Our sales efforts are typically directed to the OEM of the product that will incorporate our video and image processing solution, but the eventual design and incorporation of our SoC into the product may be handled by an ODM on behalf of the OEM. Volume production may begin within six to 18 months after a design win, depending on the complexity of our customer's product and other factors upon which we may have little or no influence. Once our solutions have been incorporated into a customer's design, they are likely to be used for the life cycle of the customer's product. Conversely, a design loss to a competitor will likely preclude any opportunity for future revenue from such customer's product.

The end markets into which we sell our products have seen significant changes as consumer preferences have evolved in response to new technologies. As a result, the composition of our revenue may differ meaningfully during periods of technology or consumer preference changes. For example, in fiscal year 2011, pocket video revenue represented approximately 40% of total revenue. The proliferation of smartphones and their ability to capture high-quality video and still images significantly impacted this market, decreasing pocket video cameras' contribution to approximately zero percent of total revenue in fiscal year 2013. Conversely, our total revenue in the 2013-2017 fiscal years was primarily derived from markets for specialized video and image capture devices, such as the wearable camera market, the IP security camera market, the automotive aftermarket and the UAV camera market. We expect shifts in consumer use of video capture to continue to change over time, as more specialized use cases emerge and video capture continues to proliferate.

Our sales are generally made pursuant to purchase orders received approximately four to 18 weeks prior to the scheduled product delivery date, depending upon agreed terms with our customers and the current manufacturing lead time at the time the purchase order is received. These purchase orders may be cancelled without charge upon notification within an agreed period of time in advance of the delivery date, which may be as short as 30 days. Due to the scheduling requirements of our foundry, assembly and test contractors, we generally provide our contractors with our production forecasts and place firm orders for products with our suppliers up to 20 weeks prior to the anticipated delivery date, usually without a purchase order from our own customers. Our standard warranty provides that our SoCs containing defects in materials, workmanship or performance may be returned for a refund of the purchase price or for replacement, at our discretion.

Manufacturing

We employ a fabless business model and use third-party foundries and assembly and test contractors to manufacture, assemble and test our solutions. This outsourced manufacturing approach allows us to focus our resources on the design, sales and marketing of our solutions and avoid the cost associated with owning and operating our own manufacturing facility. Our engineers work closely with foundries and other contractors to increase yields, lower manufacturing costs and improve quality. In addition, we believe outsourcing many of our manufacturing and assembly activities provides us the flexibility needed to respond to new market opportunities, simplifies our operations and significantly reduces our capital requirements. We do not have a guaranteed level of production capacity from any of our suppliers' facilities to produce our solutions. We carefully qualify each of our suppliers and their subcontractors and processes in order to meet the extremely high-quality and reliability standards required of our solutions.

Backlog

Our sales are primarily made through standard purchase orders for delivery of products. Our manufacturing production is based on estimates and advance non-binding commitments from customers as to future purchases. We follow industry practice that allows customers to cancel, change or defer orders with limited advance notice prior to shipment. Given this practice, we do not believe that backlog is a reliable indicator of future revenue levels.

Wafer Fabrication

We have a history of using several process nodes from 130nm through 28nm. We currently manufacture the majority of our solutions in 45nm, 32nm and 28nm silicon wafer production process geometries utilizing the services of several different foundries. In fiscal year 2015, we began investing in development of our next generation SoCs in the 14nm process node, and we announced our first 14nm SoC in January 2016 and our second 14nm SoC in January 2017. Beginning in fiscal year 2017, we began investing in development of our next generation SoCs in the 10nm process node. Currently, the majority of our SoCs are supplied by Samsung Electronics Co., Ltd., or Samsung, in facilities located in Austin, Texas and South Korea, from whom we have the option to purchase both fully-assembled and tested products as well as tested die in wafer form for assembly. We also have products supplied by Global UniChip Corporation, or GUC, in Taiwan, from whom we purchase fully-assembled and tested products. The wafers used by GUC in the assembly of our products are manufactured by Taiwan Semiconductor Manufacturing Co., Ltd., or TSMC, in Taiwan.

Assembly and Testing

Samsung subcontracts the assembly and initial testing of the assembled chips it supplies to us to Signetics Corporation and STATS ChipPAC Ltd. In the case of purchases of tested die from Samsung, we contract the assembly to Advanced Semiconductor Engineering, Inc., or ASE. GUC subcontracts the assembly of the products it supplies to us to ASE and Powertech Technology Inc. Final testing of all of our products is handled by King Yuan Electronics Co., Ltd. or Sigurd Corporation under the supervision of our engineers. All test software and related processes for our products are developed by our engineers. We continually monitor the results of testing at all of our test contractors to ensure that our testing procedures are properly implemented.

As part of our total quality assurance program, our quality management system has been certified to ISO 9001:2000 standards. Our foundry vendors are also ISO 9001 certified.

Research and Development

We believe our technology is a competitive advantage and we engage in substantial research and development efforts to develop new products and integrate additional features and capabilities into our HD and UHD video processing solutions. We believe that our continued success depends on our ability to both introduce improved versions of our existing solutions and to develop new solutions for the markets that we serve. As of January 31, 2017, 73% of our employees are engaged in research and development. Our research and development team is comprised of both semiconductor and software designers. Our semiconductor design team has extensive experience in large-scale semiconductor design, including architecture description, logic and circuit design, implementation and verification. Our software design team has extensive experience in development and verification of software for the HD video market. Because the integration of hardware and software is a key competitive advantage of our solutions, our hardware and software design teams work closely together throughout the product development process. The experience of our hardware and software design teams enables us to effectively assess the tradeoffs and advantages when determining which features and capabilities of our solutions should be implemented in hardware and in software.

We have assembled a core team of experienced engineers and systems designers in four research and development design centers located in the United States, China, Italy and Taiwan.

For the fiscal years ended January 31, 2017, 2016 and 2015, our research and development expense was \$101.2 million, \$82.9 million and \$58.0 million, respectively.

Competition

The global semiconductor market in general, and the video and image processing markets in particular, are highly competitive. We expect competition to increase and intensify as more and larger semiconductor companies enter our markets and as we enter new markets. Increased competition could result in price pressure, reduced profitability and loss of market share, any of which could materially and adversely affect our business, revenue and operating results.

Our competitors range from large, international companies offering a wide range of semiconductor products to smaller companies specializing in narrow markets. In the wearable sports camera market, our primary competitors are vertically integrated divisions of camera device OEMs, including Sony Corporation, or Sony, and Panasonic Corporation, as well as HiSilicon Technologies Co., Ltd., or HiSilicon, and Socionext Inc., or Socionext, an entity created from the merger of the system LSI businesses of Fujitsu Ltd. and Panasonic Corporation. In the IP security camera market, our primary competitors include Geo Semiconductor, Inc., Grain Media, Inc., which was recently acquired by Novatek Microelectronics Corp., or Novatek, HiSilicon, Intel Corporation, or Intel, Movidius Ltd., which was recently acquired by Intel, OmniVision Technologies, Inc., Qualcomm Incorporated, or Qualcomm, Realtek Semiconductor Corp., Socionext, and Texas Instruments Incorporated, as well as vertically integrated divisions of IP Security camera device OEMs, including Axis Communications AB and Sony. In the automotive camera market, we compete against Allwinner Technology Co., Ltd., Alpha Imaging Technology Corp., Core Logic, Inc., Novatek Microelectronics Corp., NXP Semiconductors N.V., Sunplus Technology Co. Ltd., and Texas Instruments. Our primary competitors in the UAV camera market include HiSilicon, Intel, NVIDIA Corporation and Qualcomm. Our primary competitors in the infrastructure market include Intel, Magnum Semiconductor, Inc. and Texas Instruments. Certain of our customers and suppliers also have divisions that produce products competitive with ours. We expect competition in our current markets to increase in the future as existing competitors improve or expand their product offerings and as potential new competitors enter these markets.

Our ability to compete successfully depends on elements both within and outside of our control, including industry and general economic trends. Many of our competitors are substantially larger, have greater financial, technical, marketing, distribution, customer support and other resources, are more established than we are, and have significantly better brand recognition and broader product offerings which may enable them to develop and enable new technology into product solutions better or faster than us and to better withstand adverse economic or market conditions in the future.

Our ability to compete successfully in the rapidly evolving HD video market depends on several factors, including:

- the design and manufacturing of new solutions, including software, that anticipate the video processing and integration needs of our customers' next-generation products and applications;
- performance, as measured by video and still picture image quality, resolution and frame processing rates;
- power consumption;
- the ease of implementation by customers;
- the strength of customer relationships;
- the selection of the foundry process technology and architecture tradeoffs to meet customers' product requirements in a timely manner;
- reputation and reliability;
- customer support; and
- the cost of the total solution.

We believe we compete favorably with respect to these factors, particularly because our solutions typically provide high-performance and low power consumption video, efficient integration of our advanced algorithms, exceptional storage and transmission efficiencies at lower power, highly-integrated SoC solutions based on a scalable platform, and comprehensive and flexible software. We cannot ensure, however, that our solutions will continue to compete favorably or that we will be successful in the face of increasing competition from new products introduced by existing or new competitors.

Intellectual Property

We rely on a combination of intellectual property rights, including patents, trade secrets, copyrights and trademarks, and contractual protections, to protect our core technology and intellectual property. As of January 31, 2017, we had 55 issued and allowed patents in the United States plus 39 additional continuation patents, five patents issued in Europe, five issued patents in China, five issued patents in Japan and 50 pending and provisional patent applications in the United States. The issued and allowed patents in the United States expire beginning in 2024 through 2035. Many of our issued patents and pending patent applications relate to image and video processing and HD video compression.

We may not receive competitive advantages from any rights granted under our patents, and our patent applications may not result in the issuance of any new patents. In addition, any patent we hold may be opposed, contested, circumvented, designed around by a third party or found to be unenforceable or invalidated. Others may develop technologies that are similar or superior to our proprietary technologies, duplicate our proprietary technologies or design around patents owned or licensed by us.

In addition to our own intellectual property, we also use third-party licenses for certain technologies embedded in our SoC solutions. These are typically non-exclusive contracts provided under royalty-accruing or paid-up licenses. These licenses are generally perpetual or automatically renewed for so long as we continue to pay any maintenance fees that may be due. To date, maintenance fees have not constituted a significant portion of our capital expenditures. While we do not believe our business is dependent to any significant degree on any individual third-party license, we expect to continue to use and may license additional third-party technology for our solutions.

We generally control access to and use of our confidential information through employing internal and external controls, including contractual protections with employees, contractors and customers. We rely in part on U.S. and international copyright laws to protect our mask work. All employees and consultants are required to execute confidentiality agreements in connection with their employment and consulting relationships with us. We also require them to agree to disclose and assign to us all inventions conceived or made in connection with the employment or consulting relationship.

Despite our efforts to protect our intellectual property, unauthorized parties may still copy or otherwise obtain and use our software, technology or other information that we regard as proprietary intellectual property. In addition, we intend to expand our international operations, and effective patent, copyright, trademark and trade secret protection may not be available or may be limited in foreign countries.

The semiconductor industry is characterized by vigorous protection and pursuit of intellectual property rights and positions, which has resulted in protracted and expensive litigation for many companies. Our customers have in the past received, and we expect that in the future we may receive, communications from various industry participants alleging infringement of their patents, trade secrets or other intellectual property rights by our solutions. In addition, certain of our end customers have been the subject of lawsuits alleging infringement of patents by products incorporating our solutions. Any lawsuits could subject us to significant liability for damages, invalidate our proprietary rights and harm our business and our ability to compete. Any litigation, regardless of success or merit, could cause us to incur substantial expenses, reduce our sales and divert the efforts of our technical and management personnel. In the event we receive an adverse result in any litigation, we could be required to pay substantial damages, seek licenses from third parties, which may not be available on reasonable terms or at all, cease sale of products, expend significant resources to develop alternative technology or discontinue the use of processes requiring the relevant technology.

Employees

At January 31, 2017, we employed a total of 669 people, including 146 in the United States, 482 in Asia, primarily in China and Taiwan and 40 in Europe. We also engage temporary employees and consultants. None of our employees are either represented by a labor union or subject to a collective bargaining agreement. We have not experienced any work stoppages, and we consider our relations with our employees to be good.

Information concerning revenue, results of operations, assets and revenue by geographic area is set forth in Item 6, "Selected Financial Data" and Note 15, "Segment Reporting," of Notes to Consolidated Financial Statements of this Annual Report on Form 10-K and is incorporated herein by reference. Information concerning risks attendant to our foreign operations is set forth below in Item 1A, "Risk Factors."

ITEM 1A. Risk Factors

Certain factors may have a material adverse effect on our business, financial condition and results of operations. You should consider carefully the risks and uncertainties described below, in addition to other information contained in this Annual Report on Form 10-K, including our consolidated financial statements and related notes. The risks and uncertainties described below are not the only ones we face. Additional risks and uncertainties that we are unaware of, or that we currently believe are not material, may also become important factors that adversely affect our business. If any of the following risks actually occurs, our business, financial condition, results of operations, and future prospects could be materially and adversely affected. In that event, the trading price of our ordinary shares could decline, and you could lose part or all of your investment.

Risks Related to Our Business and Our Industry

If our customers do not design our solutions into their product offerings, or if our customers' product offerings are not commercially successful, our business would suffer.

We sell our video and image processing system-on-a-chip, or SoC, solutions to original equipment manufacturers, or OEMs, who include our SoCs in their products, and to original design manufacturers, or ODMs, who include our SoCs in the products that they supply to OEMs. We refer to ODMs as our customers and OEMs as our end customers, except as otherwise indicated or as the context otherwise requires. Our video and image processing SoCs are generally incorporated into our customers' products at the design stage, which is referred to as a design win. As a result, we rely on OEMs to design our solutions into the products that they design and sell. Without these design wins, our business would be significantly harmed. We often incur significant expenditures developing a new SoC solution without any assurance that an OEM will select our solution for design into its own product. Once an OEM designs a competitor's device into its product, it becomes significantly more difficult for us to sell our SoC solutions to that OEM because changing suppliers involves significant cost, time, effort and risk for the OEM.

Even if an OEM designs one of our SoC solutions into its product, we cannot be assured that the OEM's product will be commercially successful over time or at all. For example, higher than normal customer inventory levels at GoPro, Inc., or GoPro, significantly impacted our revenue in the fiscal quarter ended January 31, 2016 and in the first half of fiscal year 2017, and we expect that similar high inventory levels at GoPro will negatively impact our revenue in the first half of our fiscal year 2018. As we do not control our customers' purchasing decisions or inventory levels relating to our SoCs, this could occur again. If other products or other product categories incorporating our SoC solutions are not commercially successful or experience rapid decline, our revenue and business will suffer.

Similarly, even if an OEM designs one of our SoC solutions into its product, we are not assured that we will receive or continue to receive new design wins from that OEM. For example, we believe that GoPro, our largest OEM customer, will use a competing solution in one of its mainstream cameras in its next product release cycle, which would have a significant negative impact on our revenue in fiscal year 2018 and beyond. In fiscal year 2017, the revenues for direct shipments to GoPro accounted for approximately 19% of our total revenue. We estimated that the revenues for shipments to GoPro's various ODMs represented an additional approximately 5% of our total revenue in fiscal year 2017. We anticipate that revenue from GoPro will represent a significantly smaller percentage of our total revenue in fiscal year 2018 and beyond.

We depend on a limited number of customers and end customers for a significant portion of our revenue. If we fail to retain or expand our customer relationships, our revenue could decline.

We derive a significant portion of our revenue from a limited number of ODMs who build products on behalf of a limited number of OEMs and from a limited number of OEMs to whom we ship directly. We anticipate that this customer concentration will continue for the foreseeable future. In fiscal years 2017, 2016 and 2015, sales directly and through our logistics providers to our five largest ODM and OEM customers collectively accounted for approximately 56%, 56% and 64% of our total revenue, respectively. In fiscal years 2017, 2016 and 2015, sales to our ten largest ODM and OEM customers collectively accounted for approximately 68%, 69% and 74% of our total revenue, respectively. We believe that our operating results for the foreseeable future will continue to depend on sales to a relatively small number of customers and end-customers. In the future, these customers may decide not to purchase our SoC solutions at all, may purchase fewer solutions than they did in the past or may alter their purchasing patterns. As substantially all of our sales to date have been made on a purchase order basis, these customers may cancel, change or delay product purchase commitments with little or no notice to us and without penalty and may make our revenue volatile from period to period. For example, we believe that GoPro will use a competing solution in one of its mainstream cameras in its next product release cycle, which would have a significant negative impact on our revenue in fiscal year 2018 and beyond. The loss of a significant customer, or substantial reduction in purchases by a significant customer, could happen again at any time and without notice, and such loss would likely harm our financial condition and results of operations.

In addition, our relationships with some customers may deter other potential customers who compete with these customers from buying our solutions. To attract new customers or retain existing customers, we may have to offer these customers favorable prices on our solutions. In that event, our average selling prices and gross margins would decline. The loss of a key customer, a reduction in sales to any key customer or our inability to attract new customers could seriously impact our revenue and harm our results of operations.

Our customers may cancel their orders, change production quantities or delay production. If we fail to accurately forecast demand for our solutions, revenue shortfalls or excess, obsolete or insufficient inventory could result.

Our customers typically do not provide us with firm, long-term purchase commitments. Substantially all of our sales are made on a purchase order basis, which permits our customers to cancel, change or delay their product purchase commitments with little or no notice to us and without penalty to them. Because production lead times often exceed the amount of time required by our customers to fill their orders, we often must build SoCs in advance of orders, relying on an imperfect demand forecast to project volumes and product mix.

Our SoCs are incorporated into products manufactured by or for our end customers, and as a result, demand for our solutions is influenced by the demand for our customers' products. Our ability to accurately forecast demand can be adversely affected by a number of factors, including inaccurate forecasting by our customers, miscalculations by our customers of their inventory requirements, changes in market conditions, adverse changes in our product order mix and fluctuating demand for our customers' products. For example, higher than normal customer inventory levels at GoPro significantly impacted our revenue in the fiscal quarter ended January 31, 2016 and in the first half of fiscal year 2017, and we expect that similar high inventory levels at GoPro will negatively impact our revenue in the first half of our fiscal year 2018. As we do not control our customers' purchasing decisions or inventory levels relating to our SoCs, this could occur again. Even after an order is received, our customers may cancel these orders, request a decrease in production quantities or request a delay in the delivery of our solutions. Any such cancellation, decrease or delay subjects us to a number of risks, most notably that our projected sales will not materialize on schedule or at all, leading to unanticipated revenue shortfalls and excess or obsolete inventory that we may be unable to sell to other customers.

Alternatively, if we are unable to project customer requirements accurately, we may not build enough SoCs, which could lead to delays in product shipments and lost sales opportunities in the near term, as well as force our customers to identify alternative sources, which could affect our ongoing relationships with these customers. We have in the past had customers significantly increase their requested production quantities with little or no advance notice. If we do not fulfill customer demands in a timely manner, our customers may cancel their orders and we may be subject to customer claims for cost of replacement. In addition, the rapid pace of innovation in our industry could render portions of our inventory obsolete. Excess or obsolete inventory levels could result in unexpected expenses or increases in our reserves that could adversely affect our business, operating results and financial condition. In addition, any significant future cancellations or deferrals of product orders could harm our margins, increase our write-offs due to product obsolescence and restrict our ability to fund our operations.

Our target markets may not grow or develop as we currently expect and are subject to market risks, any of which could harm our business, revenue and operating results.

To date, our revenue has been attributable to demand for our video and image processing SoCs in the camera and infrastructure markets and the growth of these overall markets. We initially focused on the infrastructure market, and then leveraged our knowledge and experience to design solutions for the camera market. We now derive substantially all of our revenue from the camera market, and our operating results are increasingly affected by trends in the camera market. These trends include demand for higher resolution, increasing functionality, longer battery life, greater storage, connectivity requirements and computer vision technology, while accommodating more sophisticated standards for video compression. We may be unable to predict the timing or development of these markets with accuracy. For example, the proliferation of smartphones having the ability to capture high-quality video and still images has significantly impacted the camera market in a relatively short period of time and continues to impact this market. In the Internet Protocol, or IP, security camera market, a slower than expected adoption rate for digital technology in place of analog solutions could slow the demand for our solutions. If our target markets, such as wearable cameras, automotive cameras, IP security cameras, and unmanned aerial vehicle cameras, also referred to as UAVs, drones or flying cameras, do not grow or develop in ways that we currently expect, demand for our video and image processing SoCs may not materialize as expected and our business and operating results could suffer.

Fluctuations in our operating results on a quarterly and annual basis could cause the market price of our ordinary shares to decline.

Our revenue and operating results have fluctuated significantly from period to period in the past and are likely to do so in the future. In particular, our business tends to be seasonal with higher revenue in our third quarter as our customers typically increase their production to meet holiday shopping season or year-end demand for their products. We also may experience seasonally lower demand in our first quarter in the Asia-based portion of the IP security camera market as a result of industry seasonality and the impact of ODM and OEM factory closures associated with the Chinese New Year holiday. As a result, you should not rely on period-to-period comparisons of our operating results as an indication of our future performance. In future periods, our revenue and results of operations may be below the expectations of analysts and investors, which could cause the market price of our ordinary shares to decline.

Factors that may affect our operating results include:

- fluctuations in demand, sales cycles, product mix, and prices for our products;
- the forecasting, scheduling, rescheduling or cancellation of orders by our customers;
- shifts in consumer preferences and any resultant change in demand for video and image capture devices into which our solutions are incorporated;
- changes in the competitive dynamics of our markets, including new entrants or pricing pressures;
- delays in our customers' ability to manufacture and ship products that incorporate our solutions caused by internal and external factors beyond our control;
- our ability to successfully define, design and release new solutions in a timely manner that meet our customers' needs;
- changes in manufacturing costs, including wafer, test and assembly costs, mask costs, manufacturing yields and product quality and reliability;
- timely availability of adequate manufacturing capacity from our manufacturing subcontractors;
- the timing of product announcements by our competitors or by us;
- incurrence of research and development and related new products expenditures;
- write-downs of inventory for excess quantities and technological obsolescence;
- future accounting pronouncements and changes in accounting policies;
- volatility in our share price, which may lead to higher stock-based compensation expense;
- volatility in our effective tax rate;
- general socioeconomic and political conditions in the countries where we operate or where our products are sold or used; and
- costs associated with litigation, especially related to intellectual property.

Moreover, the semiconductor industry has historically been cyclical in nature, reflecting overall economic conditions as well as budgeting and buying patterns of consumers. We expect these cyclical conditions to continue. As a result, our quarterly operating results are difficult to predict, even in the near term. Our expense levels are relatively fixed in the short term and are based, in part, on our expectations of future revenue. If revenue levels are below our expectations, we may experience material impacts on our business, including declines in margins and profitability, or incur losses. For example, in the first half of fiscal year 2017, our revenue declined 21% compared to the same period of the prior fiscal year, resulting in a substantial decline in profit and cash flows from operating activities.

Achieving design wins is subject to lengthy competitive selection processes that require us to incur significant costs. Even if we begin a product design, a customer may decide to cancel or change its product plans, resulting in no revenue from such expenditures.

We are focused on selling our video and image processing solutions to ODMs and OEMs for incorporation into their products at the design stage. These efforts to achieve design wins typically are lengthy, especially in new markets we intend to address, and in any case can require us to both incur design and development costs and dedicate scarce engineering resources in pursuit of a single customer opportunity. We may not prevail in the competitive selection process and, even when we do achieve a design win, we may never generate any revenue despite incurring development expenditures. For example, in the past we had achieved a significant design win and projected substantial future revenue from that end customer as a result of that design win. Subsequently, based on changes in that end customer's assessment of the consumer market, among other factors, the end customer abruptly shut down its business unit with which we achieved the design win, with no notice to us. In addition, even if an OEM designs one of our SoC solutions into one of its products, we cannot be assured that we will secure new design wins from that OEM for future products. For example, we believe that GoPro, our largest OEM customer in fiscal year 2017, will use a competing solution in one of its mainstream cameras in its next product release cycle, which would have a significant negative impact on our revenue in fiscal year 2018 and beyond.

These risks are exacerbated by the fact that some of our end customers' products, particularly in the camera market, likely will have short life cycles. Further, even after securing a design win, we have experienced and may again experience delays in generating revenue from our solutions as a result of the lengthy product development cycle typically required, if we generate any revenue at all as a result of any such design win.

Our customers generally take a considerable amount of time to evaluate our solutions. The typical time from early engagement by our sales force to actual product introduction runs from nine to 12 months for the camera market, and 12 to 24 months for the infrastructure market, though it may take longer in new markets we intend to address. The delays inherent in these lengthy sales cycles increase the risk that a customer will decide to cancel, curtail, reduce or delay its product plans, causing us to lose anticipated sales. In addition, any delay or cancellation of a customer's plans could harm our financial results, as we may have incurred significant expense and generated no revenue. Finally, our customers' failure to successfully market and sell their products could reduce demand for our SoC solutions and harm our business, financial condition and results of operations. If we were unable to generate revenue after incurring substantial expenses to develop any of our solutions, our business would suffer.

The average selling prices of video and image processing solutions in our target markets have historically decreased over time and will likely do so in the future, which could harm our revenue and gross margins.

Average selling prices of semiconductor products in the markets we serve have historically decreased over time, and we expect such declines to continue to occur for our solutions over time. Our gross margins and financial results will suffer if we are unable to offset reductions in our average selling prices by reducing our costs, developing new or enhanced SoC solutions on a timely basis with higher selling prices or gross margins, or increasing our sales volumes. Additionally, because we do not operate our own manufacturing, assembly or testing facilities, we may not be able to reduce our costs as rapidly as companies that operate their own facilities, and our costs may even increase, which could also reduce our gross margins. In the past, we have reduced the prices of our SoC solutions in anticipation of future competitive pricing pressures, new product introductions by us or our competitors and other factors. Recently, we have experienced competitive pricing pressures at the low ends of the automotive aftermarket camera market and China-based IP security camera market. We expect that we will have to address pricing pressures again in the future, which could require us to reduce the prices of our SoC solutions and harm our operating results.

We expect competition to increase in the future, which could have an adverse effect on our revenue and market share.

The global semiconductor market in general, and the video and image processing markets in particular, are highly competitive. We compete in different target markets to various degrees on the basis of a number of competitive factors, including our solutions' performance, features, functionality, energy efficiency, size, ease with which our solution may be integrated into our customers' products, customer support, reliability and price, as well as on the basis of our reputation. We expect competition to increase and intensify as more and larger semiconductor companies enter our markets and as large OEMs grow their internal resources and potentially develop their own semiconductor solutions. In addition, as we move into new markets, such as the OEM automotive market, we will face competition from larger competitors with longer histories in these markets. Increased competition could result in price pressure, reduced profitability and loss of market share, any of which could harm our business, revenue and operating results.

Our competitors range from large, international companies offering a wide range of semiconductor products to smaller companies specializing in narrow markets. In the wearable sports camera market, our primary competitors are vertically integrated divisions of camera device OEMs, including Sony Corporation, or Sony, and Panasonic Corporation, as well as HiSilicon Technologies Co., Ltd., or HiSilicon, and Socionext Inc., or Socionext, an entity created from the merger of the system LSI businesses of Fujitsu Ltd. and Panasonic Corporation. In the IP security camera market, our primary competitors include Geo Semiconductor, Inc., Grain Media, Inc., which was recently acquired by Novatek Microelectronics Corp., or Novatek, HiSilicon, Intel Corporation, or Intel, Movidius Ltd., which was recently acquired by Intel, OmniVision Technologies, Inc., Qualcomm Incorporated, or Qualcomm, Realtek Semiconductor Corp., Socionext, and Texas Instruments Incorporated, as well as vertically integrated divisions of IP Security camera device OEMs, including Axis Communications AB and Sony. In the automotive camera market, we compete against Allwinner Technology Co., Ltd., Alpha Imaging Technology Corp., Core Logic, Inc., Novatek Microelectronics Corp., NXP Semiconductors N.V., Sunplus Technology Co. Ltd., and Texas Instruments. Our primary competitors in the UAV camera market include HiSilicon, Intel, NVIDIA Corporation and Qualcomm. Our primary competitors in the infrastructure market include Intel, Magnum Semiconductor, Inc. and Texas Instruments. Certain of our customers and suppliers also have divisions that produce products competitive with ours. We expect competition in our current markets to increase in the future as existing competitors improve or expand their product offerings and as potential new competitors enter these markets.

Our ability to compete successfully depends on elements both within and outside of our control, including industry and general economic trends. Many of our competitors are substantially larger, have greater financial, technical, marketing, distribution, customer support and other resources, are more established than we are and have significantly better brand recognition and broader product offerings which may enable them to develop and enable new technology into product solutions better or faster than us and to better withstand adverse economic or market conditions in the future. Our ability to compete will depend on a number of factors, including:

- our ability to anticipate market and technology trends and successfully develop solutions that meet market needs;
- our success in identifying and penetrating new markets, applications and customers;
- our ability to understand the price points and performance metrics of competing products in the marketplace;
- our solutions' performance and cost-effectiveness relative to that of competing products;
- our ability to gain access to leading design tools and product specifications at the same time as our competitors;
- our ability to develop and maintain relationships with key OEMs and ODMs;
- our products' effective implementation of video processing standards;
- our ability to protect our intellectual property;
- our ability to expand international operations in a timely and cost-efficient manner;
- our ability to deliver products in volume on a timely basis at competitive prices;
- our ability to support our customers' incorporation of our solutions into their products; and
- our ability to recruit design and application engineers with expertise in image video and image processing technologies and sales and marketing personnel.

Our competitors may also establish cooperative relationships among themselves or with third parties or acquire companies that provide similar products to ours. As a result, new competitors or alliances may emerge that could acquire significant market share. Any of these factors, alone or in combination with others, could harm our business and result in a loss of market share and an increase in pricing pressure.

We are dependent on sales of a limited number of video and image processing solutions, and a decline in market adoption of these solutions could harm our business.

From inception through January 31, 2017, our revenue has been generated primarily from the sale of a limited number of high-definition, or HD, video and image processing SoC solutions in the camera and infrastructure markets. Moreover, we currently derive substantially all of our revenue from the sale of our SoCs for use in the camera market and we expect to do so for the next several years. As a result, continued market adoption of our SoC solutions in the camera market is critical to our future success. If demand for our SoC solutions were to decline, or demand for products incorporating our solutions declines, does not continue to grow or does not grow as expected, our revenue would decline and our business would be harmed.

If we fail to develop and introduce new or enhanced solutions on a timely basis, our ability to attract and retain customers could be impaired and our competitive position could be harmed.

We operate in a dynamic environment characterized by rapidly changing technologies and technological obsolescence. To compete successfully, we must design, develop, market and sell enhanced solutions that provide increasingly higher levels of performance and functionality and that meet the cost expectations of our customers. Our existing or future solutions could be rendered obsolete by the introduction of new products by our competitors; convergence of other markets, such as smartphones, with or into the camera market; the market adoption of products based on new or alternative technologies; the emergence of new industry standards for video compression; or the requirement of additional functionality included in our products, such as analytics or computer vision functionality. In addition, the markets for our solutions are characterized by frequent introduction of next-generation and new products, short product life cycles, increasing demand for added functionality and significant price competition. If we or our customers are unable to manage product transitions in a timely and cost-effective manner, our business and results of operations would suffer.

Our failure to anticipate or timely develop new or enhanced solutions in response to technological shifts could result in decreased revenue and our competitors achieving design wins that we sought. In particular, we may experience difficulties with product design, development of new software, manufacturing, marketing or qualification that could delay or prevent our development, introduction or marketing of new or enhanced solutions. In addition, delays in development could impair our relationships with our customers and negatively impact sales of our solutions under development. Moreover, it is possible that our customers may develop their own product or adopt a competitor's solution for products that they currently buy from us. If we fail to introduce new or enhanced solutions that meet the needs of our customers or penetrate new markets in a timely fashion, we will lose market share and our operating results will be adversely affected.

If we fail to penetrate new markets, our revenue and financial condition could be harmed.

In the past several years, substantially all of our revenue was generated from sales of our products to OEMs and ODMs of high-definition, or HD, video cameras. Our future revenue growth, if any, will depend in part on our ability to expand within the camera markets with our video and image processing SoC solutions, particularly in the professional IP security and home security and monitoring camera markets, the automotive camera market, and the UAV market, as well as emerging markets such as the virtual reality camera and automotive OEM markets. Each of these markets presents distinct and substantial risks and, in many cases, requires us to develop new functionality or software to address the particular requirements of that market. For example, we expect that computer vision functionality will become an increasingly important requirement in many of our current and future markets, including IP security, wearable, UAV, and automotive camera markets. As a result, we believe that our ability to develop advanced computer vision technology, and gain customer acceptance of our technology, will be critical to our future success. In addition, we anticipate that as we move into new markets, such as the OEM automotive market, we will face competition from larger competitors with longer histories in these markets. If any of these markets do not develop as we currently anticipate or if we are unable to penetrate them successfully with our solutions, our revenue could decline.

Some of these markets are primarily served by only a few large, multinational OEMs with substantial negotiating power relative to us and, in some instances, with internal solutions that are competitive to our products. Meeting the technical requirements and securing design wins with any of these companies will require a substantial investment of our time and resources. We cannot assure you that we will secure design wins from these or other companies or that we will achieve meaningful revenue from the sales of our solutions into these markets.

If we fail to penetrate these or other new markets we are targeting, our revenue likely will decrease over time and our financial condition would likely suffer.

We do not have long-term supply contracts with our third-party manufacturing vendors, and they may not allocate sufficient capacity to us at reasonable prices to meet future demands for our solutions.

The semiconductor industry is subject to intense competitive pricing pressure from customers and competitors. Accordingly, any increase in the cost of our solutions, whether by adverse purchase price variances or adverse manufacturing cost variances, will reduce our gross margins and operating profit. We currently do not have long-term supply contracts with most of our primary third-party vendors, and we negotiate pricing with our main vendors on a purchase order-by-purchase order basis. Therefore, they are not obligated to perform services or supply product to us for any specific period, in any specific quantities, or at any specific price, except as may be provided in a particular purchase order. Availability of foundry capacity has in the recent past been limited due to strong demand. The ability of our foundry vendors to provide us with a product, which is sole sourced at each foundry, is limited by their available capacity, existing obligations and technological capabilities. Foundry capacity may not be available when we need it or at reasonable prices. None of our third-party foundry or assembly and test vendors has provided contractual assurances to us that adequate capacity will be available to us to meet our anticipated future demand for our solutions. Our foundry and assembly and test vendors may allocate capacity to the production of other companies' products while reducing deliveries to us on short notice. In particular, other companies that are larger and better financed than we are or that have long-term agreements with our foundry or assembly and test vendors may cause our foundry or assembly and test vendors to reallocate capacity to them, decreasing the capacity available to us. Converting or transferring manufacturing from a primary location or supplier to a backup foundry vendor could be expensive and would likely take at least two or more quarters. There are only a few foundries, including Samsung and Taiwan Semiconductor Manufacturing Co., Ltd., or TSMC, that are currently available for certain advanced process technologies that we utilize or may utilize, such as 14 or 10 nanometer. As we continue to develop solutions in advanced process nodes we will be increasingly dependent upon such foundries.

If, in the future, we enter into arrangements with suppliers that include additional fees to expedite delivery, nonrefundable deposits or loans in exchange for capacity commitments or commitments to purchase specified quantities over extended periods, such arrangements may be costly, reduce our financial flexibility and be on terms unfavorable to us, if we are able to secure such arrangements at all. Moreover, if we are able to secure foundry capacity, we may be obligated to use all of that capacity or incur penalties. These penalties could harm our financial results. To date, we have not entered into any such arrangements with our suppliers. If we need additional foundry or assembly and test subcontractors because of increased demand or the inability to obtain timely and adequate deliveries from our current vendors, we may not be able to do so cost-effectively, if at all.

A substantial portion of our revenue is processed through a single logistics provider and the loss of this logistics provider may cause disruptions in our shipments, which may adversely affect our operations and financial condition.

We sell a significant percentage of our solutions through a single logistics provider, Wintech Microelectronics Co., Ltd., or Wintech, which serves as our non-exclusive sales representative in Asia, other than Japan. Approximately 60%, 67% and 57% of our revenue was derived from sales through Wintech for the fiscal years ended January 31, 2017, 2016 and 2015, respectively. We anticipate that a significant portion of our revenue will continue to be derived from sales through Wintech in the foreseeable future. Our current agreement with Wintech is effective until September 2018, unless it is terminated earlier by either party for any or no reason with 90 days written notice or by failure of the breaching party to cure a material breach within 30 days following written notice of such material breach by the non-breaching party. Our agreement with Wintech will automatically renew for additional successive 12-month terms unless at least 60 days before the end of the then-current term either party provides written notice to the other party that it elects not to renew the agreement. Termination of the relationship with Wintech, either by us or by Wintech, could result in a temporary or permanent loss of revenue. We may not be successful in finding suitable alternative logistics providers on satisfactory terms, or at all, and this could adversely affect our ability to effectively sell our solutions in certain geographical locations or to certain end customers. Additionally, if we terminate our relationship with Wintech, we may be obligated to repurchase unsold product, which could be difficult or impossible to sell to other end customers. Furthermore, Wintech, or any successor or other logistics providers we do business with, may face issues obtaining credit, which could impair their ability to make timely payments to us.

Deterioration of the financial conditions of our customers could adversely affect our operating results.

Deterioration of the financial condition of our logistics providers or customers could adversely impact our collection of accounts receivable. We regularly review the collectibility and creditworthiness of our logistics providers and customers to determine an appropriate allowance for doubtful receivables. Based on our review of our logistics providers and customers, we currently have only immaterial reserves for uncollectible accounts. If our uncollectible accounts, however, were to exceed our current or future allowance for doubtful receivables, our operating results would be negatively impacted.

If we do not sustain our growth rate, we may not be able to execute our business plan and our operating results could suffer.

We have experienced significant growth in a short period of time. Our revenue increased from \$21.5 million in fiscal year 2008 to \$316.4 million in fiscal year 2016, but decreased to \$310.3 million in fiscal year 2017. We may not achieve similar growth rates in future periods. For example, we currently anticipate that our revenue growth rate will be relatively flat in fiscal year 2018 compared to the fiscal year 2017. You should not rely on our revenue growth, gross margins or operating results for any prior quarterly or annual periods as an indication of our future operating performance. If we are unable to maintain adequate revenue growth, our financial results could suffer and our stock price could decline.

If we are unable to manage any future growth, we may not be able to execute our business plan and our operating results could suffer.

Our business has grown rapidly. Our future operating results depend to a large extent on our ability to successfully manage any expansion and growth, including the challenges of managing a company with headquarters in the United States and the majority of its employees in Asia. We are increasing our investment in research and development and other functions to grow our business and address new markets. To manage our growth successfully and handle the responsibilities of being a public company, we believe we must effectively, among other things:

- recruit, hire, train and manage additional qualified engineers for our research and development activities, particularly in our offices in Asia and especially for the positions of semiconductor design and systems and applications engineering;
- add additional sales and business development personnel;
- add additional finance and accounting personnel;
- implement and improve our administrative, financial and operational systems, procedures and controls; and
- enhance our information technology support for enterprise resource planning and design engineering by adapting and expanding our systems and tool capabilities, and properly training new hires as to their use.

We are likely to incur the costs associated with these increased investments earlier than some of the anticipated benefits, and the return on these investments, if any, may be lower, may develop more slowly than we expect or may not materialize.

If we are unable to manage our growth effectively, we may not be able to take advantage of market opportunities or develop new solutions, and we may fail to satisfy customer product or support requirements, maintain product quality, execute our business plan or respond to competitive pressures.

While we intend to continue to invest in research and development, we may be unable to make the substantial investments that are required to remain competitive in our business.

The semiconductor industry requires substantial investment in research and development in order to bring to market new and enhanced solutions. Our research and development expense was \$101.2 million, \$82.9 million and \$58.0 million in fiscal years 2017, 2016 and 2015, respectively. We expect to increase our research and development expenditures as compared to prior periods as part of our strategy of focusing on the development of innovative and sustainable video and image processing solutions with increased functionality, such as analytics or computer vision capabilities. We are unable to predict whether we will have sufficient resources to maintain the level of investment in research and development required to remain competitive. For example, development in the latest process nodes, such as 14 or 10 nm, can cost significantly more than required to develop in 28 nm. This added cost could prevent us from being able to maintain a technology advantage over larger competitors that have significantly more resources to invest in research and development. In addition, we cannot assure you that the technologies which are the focus of our research and development expenditures will become commercially successful or generate any revenue.

We may have difficulty accurately predicting our future revenue and appropriately budgeting our expenses.

The rapidly evolving nature of the markets in which we sell our solutions, combined with substantial uncertainty concerning how these markets may develop and other factors beyond our control, limits our ability to accurately forecast quarterly or annual revenue. In addition, because we record a significant portion of our revenue from sales when we have received notification from our logistics providers that they have sold our products, some of the revenue we record in a quarter may be derived from sales of products shipped to our logistics providers during previous quarters. This revenue recognition methodology limits our ability to forecast quarterly or annual revenue accurately. We are currently expanding our staffing and increasing our expenditures in anticipation of future revenue growth. If our revenue does not increase as anticipated, we could incur significant losses due to our higher expense levels if we are not able to decrease our expenses in a timely manner to offset any shortfall in future revenue.

We may experience difficulties demonstrating the value to customers of newer, higher priced and higher margin solutions if they believe existing solutions are adequate to meet end customer expectations.

As we develop and introduce new solutions, we face the risk that customers may not value or be willing to bear the cost of incorporating these newer solutions into their products, particularly if they believe their customers are satisfied with current solutions. Regardless of the improved features or superior performance of the newer solutions, customers may be unwilling to adopt our new solutions due to design or pricing constraints. Owing to the extensive time and resources that we invest in developing new solutions, if we are unable to sell customers new generations of our solutions, our revenue could decline and our business, financial condition, operating results and cash flows could be negatively affected.

The complexity of our solutions could result in unforeseen delays or expenses from undetected defects, errors or bugs in hardware or software which could reduce the market adoption of our new solutions, damage our reputation with current or prospective customers and adversely affect our operating costs.

Highly complex SoC solutions such as ours frequently contain defects, errors and bugs when they are first introduced or as new versions are released. We have in the past and may in the future experience these defects, errors and bugs. If any of our solutions have reliability, quality or compatibility problems, we may not be able to successfully correct these problems in a timely manner or at all. In addition, if any of our proprietary features contain defects, errors or bugs when first introduced or as new versions of our solutions are released, we may be unable to timely correct these problems. Consequently, our reputation may be damaged and customers may be reluctant to buy our solutions, which could harm our ability to retain existing customers and attract new customers, and could adversely affect our financial results. In addition, these defects, errors or bugs could interrupt or delay sales to our customers. If any of these problems are not found until after we have commenced commercial production of a new product, we may incur significant additional development costs and product recall, repair or replacement costs. These problems may also result in claims against us by our customers or others.

The loss of any of our key personnel could seriously harm our business, and our failure to attract or retain qualified management, engineering, sales and marketing talent could impair our ability to grow our business.

We believe our future success depends in large part upon the continuing services of the members of our senior management team and various engineering and other technical personnel. If one or more of our senior executives or other key personnel are unable or unwilling to continue in their present positions, we may not be able to replace them easily or at all, our business may be disrupted, and our financial condition and results of operations may be materially and adversely affected. In addition, if any member of our senior management team or any of our other key personnel joins a competitor or forms a competing company, we may experience material disruption of our operations and development plans and lose customers, know-how and key professionals and staff members, and we may incur increased operating expenses as the attention of other senior executives is diverted to recruit replacements for key personnel. Our industry is characterized by high demand and intense competition for talent, and the pool of qualified candidates is very limited. While we plan to continue to recruit software and system engineers with expertise in video processing technologies, primarily in Taiwan and China, we may not be successful in attracting, retaining and motivating sufficient numbers of technical and engineering personnel to support our anticipated growth. The competition for qualified engineering personnel in our industry, and particularly in Asia, is very intense. If we are unable to hire, train and retain qualified engineering personnel in a timely manner, our ability to grow our business will be impaired. In addition, if we are unable to retain our existing engineering personnel, our ability to maintain or grow our revenue will be adversely affected.

Camera manufacturers incorporate components supplied by multiple third parties, and a supply shortage or delay in delivery of these components could delay orders for our solutions by our customers.

Our customers purchase components used in the manufacture of their cameras from various sources of supply, often involving several specialized components, including lenses and sensors. Any supply shortage or delay in delivery by third-party component suppliers, or a third-party supplier's cessation or shut down of its business, may prevent or delay production of our customers' products. In addition, replacement or substitute components may not be available on commercially reasonable terms, or at all. As a result of delays in delivery or supply shortages of third-party components, orders for our solutions may be delayed or canceled and our business may be harmed. For example, a disruption in the availability of image sensors from Sony Corporation as a result of the April 14, 2016 Kumamoto, Japan earthquake impacted our customers' ability to build or launch cameras and, as a result, negatively impacted the timing and scope of demand for our SoCs in the second and third quarters of fiscal year 2017. Similarly, errors or defects within a camera system or in the manner in which the various components interact could prevent or delay production of our customers' products, which could harm our business.

We outsource our wafer fabrication, assembly and testing operations to third parties, and if these parties fail to produce and deliver our products according to requested demands in specification, quantity, cost and time, our reputation, customer relationships and operating results could suffer.

We rely on third parties for substantially all of our manufacturing operations, including wafer fabrication, assembly and testing. Currently, the majority of our SoCs are supplied by Samsung in facilities located in Austin, Texas and South Korea, from whom we have the option to purchase both fully assembled and tested products as well as tested die in wafer form for assembly. Samsung subcontracts the assembly and initial testing of the assembled chips it supplies to us to Signetics Corporation and STATS ChipPAC Ltd. In the case of purchases of tested die from Samsung, we contract the assembly to Advanced Semiconductor Engineering, Inc., or ASE. We also have products supplied by Global UniChip Corporation, or GUC, in Taiwan, from whom we purchase fully assembled and tested products. The wafers used by GUC in the assembly of our products are manufactured by TSMC in Taiwan. The assembly is done by GUC subcontracted assembly suppliers ASE, and Powertech Technology Inc, or PTI. Final testing of all of our products is handled by King Yuan Electronics Co., Ltd. or Sigurd Corporation under the supervision of our engineers. We depend on these third parties to supply us with material of a requested quantity in a timely manner that meets our standards for yield, cost and manufacturing quality. We do not have any long-term supply agreements with any of our manufacturing suppliers. If one or more of these vendors terminates its relationship with us, or if we encounter any problems with our manufacturing supply chain, our ability to ship our solutions to our customers on time and in the quantity required would be adversely affected, which in turn could cause an unanticipated decline in our sales and damage our customer relationships.

If our foundry vendors do not achieve satisfactory yields or quality, our reputation and customer relationships could be harmed.

The fabrication of our video and image processing SoC solutions is a complex and technically demanding process. Minor deviations in the manufacturing process can cause substantial decreases in yields, and in some cases, cause production to be suspended. Our foundry vendors, from time to time, experience manufacturing defects and reduced manufacturing yields, including in the fabrication of our SoCs. Changes in manufacturing processes or the inadvertent use of defective or contaminated materials by our foundry vendors could result in lower than anticipated manufacturing yields or unacceptable performance of our SoCs. Many of these problems are difficult to detect at an early stage of the manufacturing process and may be time consuming and expensive to correct. Poor yields from our foundry vendors, or defects, integration issues or other performance problems in our solutions, could cause us significant customer relations and business reputation problems, harm our financial results and give rise to financial or other damages to our customers. Our customers might consequently seek damages from us for their losses. A product liability claim brought against us, even if unsuccessful, would likely be time consuming and costly to defend.

Each of our SoC solutions is manufactured at a single location. If we experience manufacturing problems at a particular location, we would be required to transfer manufacturing to a new location or supplier. Converting or transferring manufacturing from a primary location or supplier to a backup fabrication facility could be expensive and could take two or more quarters. During such a transition, we would be required to meet customer demand from our then-existing inventory, as well as any partially finished goods that could be modified to the required product specifications. We do not seek to maintain sufficient inventory to address a lengthy transition period because we believe it is uneconomical to keep more than minimal inventory on hand. As a result, we may not be able to meet customer needs during such a transition, which could delay shipments, cause production delays, result in a decline in our sales and damage our customer relationships.

We may experience difficulties in transitioning to new wafer fabrication process technologies or in achieving higher levels of design integration, which may result in reduced manufacturing yields, delays in product deliveries and increased costs.

We aim to use the most advanced manufacturing process technology appropriate for our products that is available from our third-party foundries. As a result, we periodically evaluate the benefits of migrating our solutions to smaller geometry process technologies in order to improve performance and reduce costs. We believe this strategy will help us remain competitive. These ongoing efforts require us from time to time to modify the manufacturing processes for our products and to redesign some products, which in turn may result in delays in product deliveries. We may face difficulties, delays and increased expense as we transition our products to new processes, such as 14nm or 10nm process nodes, and potentially to new foundries. We depend on Samsung and TSMC, as the principal foundries for our products, to transition to new processes successfully. We cannot assure you that Samsung or TSMC will be able to effectively manage such transitions or that we will be able to maintain our relationship with Samsung or TSMC or develop relationships with new foundries. Moreover, as we utilize more advanced process nodes beyond 14nm, we are increasingly dependent upon Samsung and TSMC, who are two of the few foundries currently available for certain advanced process technologies. If we or our foundry vendors experience significant delays in transitioning to smaller geometries or fail to efficiently implement transitions, we could experience reduced manufacturing yields, delays in product deliveries and increased costs, all of which could harm our relationships with our customers and our operating results. As new processes become more prevalent, we expect to continue to integrate greater levels of functionality, as well as more end-customer and third-party intellectual property, into our solutions. We may not be able to achieve higher levels of design integration or deliver new integrated solutions on a timely basis.

We rely on third-party vendors to supply software development tools to us for the development of our new products, and we may be unable to obtain the tools necessary to develop or enhance new or existing products.

We rely on third-party software development tools to assist us in the design, simulation and verification of new products or product enhancements. To bring new products or product enhancements to market in a timely manner, or at all, we need software development tools that are sophisticated enough or technologically advanced enough to complete our design, simulations and verifications. In the future, the design requirements necessary to meet consumer demands for more features and greater functionality from our solutions may exceed the capabilities of available software development tools. Unavailability of software development tools may result in our missing design cycles or losing design wins, either of which could result in a loss of market share or negatively impact our operating results.

Because of the importance of software development tools to the development and enhancement of our solutions, our relationships with leaders in the computer-aided design industry, including Cadence Design Systems, Inc., Mentor Graphics Corporation and Synopsys, Inc., are critical to us. We have invested significant resources to develop relationships with these industry leaders. We believe that utilizing next-generation development tools to design, simulate and verify our products will help us remain at the forefront of the video compression market, and develop solutions that utilize leading-edge technology on a rapid basis. If these relationships are not successful, we may be unable to develop new products or product enhancements in a timely manner, which could result in a loss of market share, a decrease in revenue or negatively impact our operating results.

Our failure to adequately protect our intellectual property rights could impair our ability to compete effectively or defend ourselves from litigation, which could harm our business, financial condition and results of operations.

Our success depends, in part, on our ability to protect our intellectual property. We rely primarily on patent, copyright, trademark and trade secret laws, as well as confidentiality and non-disclosure agreements and other contractual protections, to protect our proprietary technologies and know-how, all of which offer only limited protection. The steps we have taken to protect our intellectual property rights may not be adequate to prevent misappropriation of our proprietary information or infringement of our intellectual property rights, and our ability to prevent such misappropriation or infringement is uncertain, particularly in countries outside of the United States. The failure of our patents to adequately protect our technology might make it easier for our competitors to offer similar products or technologies, which would harm our business. For example, our patents and patent applications could be opposed, contested, circumvented, designed around by our competitors or be declared invalid or unenforceable in judicial or administrative proceedings. Our foreign patent protection is generally not as comprehensive as our U.S. patent protection and may not protect our intellectual property in some countries where our products are sold or may be sold in the future. Many U.S.-based companies have encountered substantial intellectual property infringement in foreign countries, including countries where we sell products. Even if foreign patents are granted, effective enforcement in foreign countries may not be available. For example, the legal environment relating to intellectual property protection in China is relatively weak, often making it difficult to create and enforce such rights. We may not be able to effectively protect our intellectual property rights in China or elsewhere. If such an impermissible use of our intellectual property or trade secrets were to occur, our ability to sell our solutions at competitive prices may be adversely affected and our business, financial condition, operating results and cash flows could be materially and adversely affected.

The legal standards relating to the validity, enforceability and scope of protection of intellectual property rights are uncertain and evolving. We cannot assure you that others will not develop or patent similar or superior technologies, products or services, or that our patents, trademarks and other intellectual property will not be challenged, invalidated or circumvented by others.

Unauthorized copying or other misappropriation of our proprietary technologies could enable third parties to benefit from our technologies without paying us for doing so, which could harm our business. Monitoring unauthorized use of our intellectual property is difficult and costly. Although we are not aware of any unauthorized use of our intellectual property in the past, it is possible that unauthorized use of our intellectual property may have occurred or may occur without our knowledge. We cannot assure you that the steps we have taken will prevent unauthorized use of our intellectual property. Our failure to effectively protect our intellectual property could reduce the value of our technology in licensing arrangements or in cross-licensing negotiations.

We may in the future need to initiate infringement claims or litigation in order to try to protect our intellectual property rights. Litigation, whether we are a plaintiff or a defendant, can be expensive, time-consuming and may divert the efforts of our technical staff and management, which could harm our business, whether or not such litigation results in a determination favorable to us. Litigation also puts our patents at risk of being invalidated or interpreted narrowly and our patent applications at risk of not being issued. Additionally, any enforcement of our patents or other intellectual property may provoke third parties to assert counterclaims against us. If we are unable to protect our proprietary rights or if third parties independently develop or gain access to our or similar technologies, our business, revenue, reputation and competitive position could be harmed.

Third parties' assertions of infringement of their intellectual property rights could result in our having to incur significant costs and cause our operating results to suffer.

The semiconductor industry is characterized by vigorous protection and pursuit of intellectual property rights and positions, which has resulted in protracted and expensive litigation for many companies. Certain of our customers have received, and we expect, particularly to the extent we gain greater market visibility, that in the future we may receive, communications from others alleging our infringement of their patents, trade secrets or other intellectual property rights. In addition, certain of our end customers have been the subject of lawsuits alleging infringement of intellectual property rights by products incorporating our solutions, including the assertion that the alleged infringement may be attributable, at least in part, to our technology. Lawsuits resulting from such allegations could subject us to significant liability for damages and invalidate our proprietary rights, though this has not occurred to date. Any potential intellectual property litigation also could force us to do one or more of the following:

- stop selling products or using technology that contain the allegedly infringing intellectual property;
- lose the opportunity to license our technology to others or to collect royalty payments based upon successful protection and assertion of our intellectual property against others;
- incur significant legal expenses;
- pay substantial damages to the party whose intellectual property rights we may be found to be infringing;
- redesign those products that contain the allegedly infringing intellectual property; or
- attempt to obtain a license to the relevant intellectual property from third parties, which may not be available on reasonable terms or at all.

Any significant impairment of our intellectual property rights from any litigation we face could harm our business and our ability to compete.

Any potential dispute involving our patents or other intellectual property could affect our customers, which could trigger our indemnification obligations to them and result in substantial expense to us.

In any potential dispute involving our patents or other intellectual property, our customers could also become the target of litigation. Certain of our customers have received notices from third parties claiming to have patent rights in certain technology and inviting our customers to license this technology, and certain of our end customers have been the subject of lawsuits alleging infringement of patents by products incorporating our solutions, including the assertion that the alleged infringement may be attributable, at least in part, to our technology. Because we indemnify our customers for intellectual property claims made against them for products incorporating our technology, any litigation could trigger technical support and indemnification obligations under some of our license agreements, which could result in substantial expense to us. Although we have not incurred significant indemnity expenses related to intellectual property claims to date, we anticipate that we will receive requests for indemnity in the future pursuant to our license agreements with our customers. In addition, other customers or end customers with whom we do not have formal agreements requiring us to indemnify them may ask us to indemnify them if a claim is made as a condition to awarding future design wins to us. Because some of our ODMs and OEMs are larger than we are and have greater resources than we do, they may be more likely to be the target of an infringement claim by third parties than we would be, which could increase our chances of becoming involved in a future lawsuit. Although we have not yet been subject to such claims, if any such claims were to succeed, we might be forced to pay damages on behalf of our ODMs or OEMs that could increase our expenses, disrupt our ability to sell our solutions and reduce our revenue. In addition to the time and expense required for us to supply support or indemnification to our customers, any such litigation could severely disrupt or shut down the business of our customers, which in turn could hurt our relations with our customers and cause the sale of our products to decrease.

A breach of our security systems may have a material adverse effect on our business.

Our security systems are designed to maintain the physical security of our facilities and information systems and protect our customers', suppliers' and employees' confidential information. Accidental or willful security breaches or other unauthorized access by third parties to our facilities or our information systems or the existence of computer viruses in our data or software could expose us to a risk of information loss and misappropriation of proprietary and confidential information. Security breaches, computer malware and computer hacking attacks have become more prevalent and sophisticated. Experienced computer programmers and hackers may be able to penetrate our security controls and misappropriate or compromise our confidential information or that of third parties or create system disruptions. Computer programmers and hackers also may be able to develop and deploy viruses, worms and other malicious software programs that attack our information systems and cause disruptions of our business. Data security breaches may also result from non-technical means, for example, actions by an employee. Any theft or misuse of this information could result in, among other things, unfavorable publicity, damage to our reputation, difficulty in marketing our products, allegations by our customers that we have not performed our contractual obligations, litigation by affected parties and possible financial obligations for liabilities and damages related to the theft or misuse of this information, any of which could have a material adverse effect on our business, financial condition, our reputation, and our relationships with our customers and partners. We also rely on a number of third-party "cloud-based" service providers of corporate infrastructure services relating to, among other things, human resources, electronic communication services and some finance functions, and we are, of necessity, dependent on the security systems of these providers. Any security breaches or other unauthorized access by third parties to the systems of our cloud-based service providers or the existence of computer viruses in their data or software could expose us to a risk of information loss and misappropriation of confidential information. Since the techniques used to obtain unauthorized access or to sabotage systems change frequently and are often not recognized until launched against a target, we may be unable to anticipate these techniques or to implement adequate preventative measures.

We rely on third parties to provide services and technology necessary for the operation of our business. Any failure of one or more of our vendors, suppliers or licensors to provide such services or technology could harm our business.

We rely on third-party vendors to provide critical services, including, among other things, services related to accounting, human resources, information technology and network monitoring that we cannot or do not create or provide ourselves. We depend on these vendors to ensure that our corporate infrastructure will consistently meet our business requirements. The ability of these third-party vendors to successfully provide reliable and high-quality services is subject to technical and operational uncertainties that are beyond our control. While we may be entitled to damages if our vendors fail to perform under their agreements with us, our agreements with these vendors limit the amount of damages we may receive. In addition, we do not know whether we will be able to collect on any award of damages or that these damages would be sufficient to cover the actual costs we would incur as a result of any vendor's failure to perform under its agreement with us. Upon expiration or termination of any of our agreements with third-party vendors, we may not be able to replace the services provided to us in a timely manner or on terms and conditions, including service levels and cost, that are favorable to us, and a transition from one vendor to another vendor could subject us to operational delays and inefficiencies until the transition is complete.

Additionally, we incorporate third-party technology into some of our products, and we may do so in future products. The operation of our products could be impaired if errors occur in the third-party technology we use. It may be more difficult for us to correct any errors in a timely manner, if at all, because the development and maintenance of the technology is not within our control. We cannot assure you that these third parties will continue to make their technology, or improvements to the technology, available to us, or that they will continue to support and maintain their technology. Further, due to the limited number of vendors of some types of technology, it may be difficult to obtain new licenses or replace existing technology. Any impairment of the technology of or our relationship with these third parties could harm our business.

Failure to comply with the U.S. Foreign Corrupt Practices Act, or FCPA, and similar laws associated with our activities outside of the United States could subject us to penalties and other adverse consequences.

We face significant risks if we fail to comply with the FCPA and other anti-corruption laws that prohibit improper payments or offers of payment to foreign governments and political parties by us for the purpose of obtaining or retaining business. In many foreign countries, particularly in countries with developing economies, it may be a local custom that businesses operating in such countries engage in business practices that are prohibited by the FCPA or other applicable laws and regulations. Although we implemented an FCPA compliance program, we cannot assure you that all of our employees and agents, as well as those companies to which we outsource certain of our business operations, will not take actions in violation of our policies and applicable law, for which we may be ultimately held responsible. Any violation of the FCPA or other applicable anti-corruption laws could result in severe criminal or civil sanctions and, in the case of the FCPA, suspension or debarment from U.S. government contracting, which could have a material and adverse effect on our reputation, business, financial condition, operating results and cash flows.

We, our customers and third-party contractors are subject to increasingly complex environmental regulations and compliance with these regulations may delay or interrupt our operations and adversely affect our business.

We face increasing complexity in our procurement, design, and research and development operations as a result of requirements relating to the materials composition of our products, including the European Union's, or EU's, Restriction on the Use of Certain Hazardous Substances in Electrical and Electronic Equipment, or RoHS, directive, which restricts the content of lead and certain other hazardous substances in specified electronic products put on the market in the EU and similar Chinese legislation relating to marking of electronic products which became effective in March 2007. Failure to comply with these and similar laws and regulations could subject us to fines, penalties, civil or criminal sanctions, contract damage claims, and take-back of non-compliant products, which could harm our business, reputation and operating results. The passage of similar requirements in additional jurisdictions or the tightening of these standards in jurisdictions where our products are already subject to such requirements could cause us to incur significant expenditures to make our products compliant with new requirements, or could limit the markets into which we may sell our products.

Some of our operations, as well as the operations of our contract manufacturers and foundry vendors and other suppliers, are also regulated under various other federal, state, local, foreign and international environmental laws and requirements, including those governing, among other matters, the management, disposal, handling, use, labeling of, and exposure to hazardous substances, and the discharge of pollutants into the air and water. Liability under environmental laws can be joint and several and without regard to comparative fault. We cannot assure you that violations of these laws will not occur in the future, as a result of human error, accident, equipment failure or other causes. Environmental laws and regulations have increasingly become more stringent over time. We expect that our products and operations will be affected by new environmental requirements on an ongoing basis, which will likely result in additional costs, which could adversely affect our business.

Our failure to comply with present and future environmental, health and safety laws could cause us to incur substantial costs, result in civil or criminal fines and penalties and decreased revenue, which could adversely affect our operating results. Failure by our foundry vendors or other suppliers to comply with applicable environmental laws and requirements could cause disruptions and delays in our product shipments, which could adversely affect our relations with our ODMs and OEMs and adversely affect our business and results of operations.

New regulations related to "conflict minerals" may force us to incur additional expenses, may make our supply chain more complex and may result in damage to our reputation with customers.

Pursuant to the Dodd-Frank Wall Street Reform and Consumer Protection Act of 2010, or the Dodd-Frank Act, the Securities and Exchange Commission, or the SEC, has adopted requirements for companies that use certain minerals and metals, known as conflict minerals, in their products, whether or not these products are manufactured by third parties. These requirements require companies to perform due diligence, disclose and report whether or not such minerals originate from the Democratic Republic of Congo and adjoining countries. These requirements could adversely affect the sourcing, availability and pricing of minerals used in the manufacture of semiconductor devices, including our products. While these requirements continue to be the subject of litigation and, as a result, uncertainty, we have incurred, and will continue to incur, additional costs to comply with the disclosure requirements, including costs related to determining the source of any of the relevant minerals and metals used in our products. Since our supply chain is complex, we may not be able to sufficiently verify the origins for these minerals and metals used in our products through the due diligence procedures that we implement, which may harm our reputation. In such event, we may also face difficulties in satisfying customers who require that all of the components of our products are certified as conflict mineral free.

We are subject to warranty and product liability claims and to product recalls.

From time to time, we are subject to warranty claims that may require us to make significant expenditures to defend these claims or pay damage awards. In the future, we may also be subject to product liability claims resulting from failure of our solutions. In the event of a warranty claim, we may also incur costs if we compensate the affected customer. We maintain product liability insurance, but this insurance is limited in amount and subject to significant deductibles. There is no guarantee that our insurance will be available or adequate to protect against all claims. We also may incur costs and expenses relating to a recall of one of our customers' products containing one of our devices. The process of identifying a recalled product in consumer devices that have been widely distributed may be lengthy and require significant resources, and we may incur significant replacement costs, contract damage claims from our customers and reputational harm. Costs or payments made in connection with warranty and product liability claims and product recalls could harm our financial condition and results of operations.

Rapidly changing industry standards could make our video and image processing solutions obsolete, which would cause our operating results to suffer.

We design our video and image processing solutions to conform to video compression standards, including MPEG-2, H.264 and H.265, set by industry standards setting bodies such as ITU-T Video Coding Experts Group and the ISO/IEC Moving Picture Experts Group. Generally, our solutions comprise only a part of a camera or broadcast infrastructure equipment device. All components of these devices must uniformly comply with industry standards in order to operate efficiently together. We depend on companies that provide other components of the devices to support prevailing industry standards. Many of these companies are significantly larger and more influential in driving industry standards than we are. Some industry standards may not be widely adopted or implemented uniformly, and competing standards may emerge that may be preferred by our customers or by consumers. If our customers or the suppliers that provide other device components adopt new or competing industry standards with which our solutions are not compatible, or if the industry groups fail to adopt standards with which our solutions are compatible, our existing solutions would become less desirable to our customers. As a result, our sales would suffer, and we could be required to make significant expenditures to develop new SoC solutions. For example, if the new H.265 video compression standard is not broadly adopted by our customers or potential customers, sales of our H.265 compliant solutions would suffer and we may be required to expend substantial resources to comply with an alternative video compression standard. In addition, existing standards may be challenged as infringing upon the intellectual property rights of other companies or may be superseded by new innovations or standards.

Products for communications applications are based on industry standards that are continually evolving. Our ability to compete in the future will depend on our ability to identify and ensure compliance with these evolving industry standards, including any new video compression standards. The emergence of new industry standards could render our solutions incompatible with products developed by other suppliers. As a result, we could be required to invest significant time and effort and to incur significant expense to redesign our solutions to ensure compliance with relevant standards. If our solutions are not in compliance with prevailing industry standards for a significant period of time, we could miss opportunities to achieve crucial design wins, which could harm our business.

We are subject to the cyclical nature of the semiconductor industry.

The semiconductor industry is highly cyclical and is characterized by constant and rapid technological change, rapid product obsolescence, price erosion, evolving standards, short product life cycles and wide fluctuations in product supply and demand. The industry experienced a significant downturn during the recent global recession. These downturns have been characterized by diminished product demand, production overcapacity, high inventory levels and accelerated erosion of average selling prices. Any future downturns could harm our business and operating results. Furthermore, any significant upturn in the semiconductor industry could result in increased competition for access to third-party foundry and assembly capacity. We are dependent on the availability of this capacity to manufacture and assemble our SoC solutions. None of our third-party foundry or assembly contractors has provided assurances that adequate capacity will be available to us in the future.

The use of open source software in our products, processes and technology may expose us to additional risks and compromise our proprietary intellectual property.

Our products, processes and technology sometimes utilize and incorporate software that is subject to an open source license. Open source software is typically freely accessible, usable and modifiable. Certain open source software licenses, such as the GNU General Public License, require a user who intends to distribute the open source software as a component of the user's software to disclose publicly part or all of the source code to the user's software. In addition, certain open source software licenses require the user of such software to make any derivative works of the open source code available to others on terms unfavorable to us or at no cost. This can subject previously proprietary software to open source license terms.

While we monitor the use of open source software in our products, processes and technology and try to ensure that no open source software is used in such a way as to require us to disclose the source code to the related product, processes or technology when we do not wish to do so, such use could inadvertently occur. Additionally, if a third-party software provider has incorporated certain types of open source software into software we license from such third-party for our products, processes or technology, we could, under certain circumstances, be required to disclose the source code to our products, processes or technology. This could harm our intellectual property position and our business, results of operations and financial condition.

Some of our operations and a significant portion of our customers and our subcontractors are located outside of the United States, which subjects us to additional risks, including increased complexity and costs of managing international operations and geopolitical instability.

We have research and development design centers and business development offices in China, Japan, Italy, South Korea and Taiwan, and we expect to continue to conduct business with companies that are located outside the United States, particularly in Asia. Even customers of ours that are based in the United States often use contract manufacturers based in Asia to manufacture their products, and these contract manufacturers typically purchase products directly from us. As a result of our international focus, we face numerous challenges and risks, including:

- increased complexity and costs of managing international operations;
- longer and more difficult collection of receivables;
- difficulties in enforcing contracts generally;
- regional economic instability;
- geopolitical instability and military conflicts;
- limited protection of our intellectual property and other assets;
- compliance with local laws and regulations and unanticipated changes in local laws and regulations, including tax laws and regulations;
- trade and foreign exchange restrictions and higher tariffs;
- travel restrictions;
- timing and availability of import and export licenses and other governmental approvals, permits and licenses, including export classification requirements;
- foreign currency exchange fluctuations relating to our international operating activities;
- restrictions imposed by the U.S. government on our ability to do business with certain companies or in certain countries as a result of international political conflicts;
- transportation delays and other consequences of limited local infrastructure, and disruptions, such as large scale outages or interruptions of service from utilities or telecommunications providers;
- difficulties in staffing international operations;
- heightened risk of terrorist acts;
- local business and cultural factors that differ from our normal standards and practices;
- differing employment practices and labor relations;
- regional health issues and natural disasters; and
- work stoppages.

Our third-party contractors and their suppliers are concentrated in South Korea, Taiwan and Japan, a region subject to earthquakes and other natural disasters. Any disruption to the operations of these contractors could cause significant delays in the production or shipment of our products.

The majority of our products are manufactured by or receive components from third-party contractors located in South Korea, Taiwan and Japan. The risk of an earthquake or tsunami in South Korea, Taiwan, Japan and elsewhere in the Pacific Rim region is significant due to the proximity of major earthquake fault lines. For example, in December 2006 a major earthquake occurred in Taiwan and in March 2011 a major earthquake and tsunami occurred in Japan. Although we are not aware of any significant damage suffered by our third-party contractors as a result of those natural disasters, the occurrence of additional earthquakes or other natural disasters could result in the disruption of our foundry vendor or assembly and test capacity. Most recently, a disruption in the availability of image sensors from Sony Corporation as a result of the April 14, 2016 Kumamoto, Japan earthquake impacted our customers' ability to build or launch cameras and, as a result, negatively impacted the timing and scope of demand for our SoCs in the second and third quarters of fiscal year 2017. Any disruption resulting from such events could cause significant delays in the production or shipment of our products until we are able to shift our manufacturing, assembling or testing from the affected contractor to another third-party vendor. We may not be able to obtain alternate capacity on favorable terms, or at all.

If our operations are interrupted, our business and reputation could suffer.

Our operations and those of our manufacturers are vulnerable to interruption caused by technical breakdowns, computer hardware and software malfunctions, software viruses, infrastructure failures, fires, earthquakes, floods, power losses, telecommunications failures, terrorist attacks, wars, Internet failures and other events beyond our control. Any disruption in our services or operations could result in a reduction in revenue or a claim for substantial damages against us, regardless of whether we are responsible for that failure. We rely on our computer equipment, database storage facilities and other office equipment, which are located primarily in the seismically active San Francisco Bay Area and Taiwan. If we suffer a significant database or network facility outage, our business could experience disruption until we fully implement our back-up systems.

We are subject to regulatory compliance requirements, including Section 404 of the Sarbanes-Oxley Act of 2002, which are costly to comply with, and our failure to comply with these requirements could harm our business and operating results.

We are subject to disclosure and compliance requirements associated with being a public company, including but not limited to compliance with Section 404 of the Sarbanes-Oxley Act of 2002. For example, Section 404 of the Sarbanes-Oxley Act requires that our management report on, and our independent auditors attest to, the effectiveness of our internal control structure and procedures for financial reporting. Compliance with Section 404 requires a significant amount of time, expenses and diversion of internal resources. If we or our auditors discover a material weakness in our internal controls, the disclosure of that fact, even if quickly remedied, could reduce the market's confidence in our financial statements and harm our stock price. In addition, if we fail to maintain effective controls over financial reporting, we could be subject to sanctions or investigations by The NASDAQ Stock Market, the SEC, or other regulatory authorities. Furthermore, investor perceptions of our company may suffer, and this could cause a decline in the market price of our ordinary shares. Any inability to provide reliable financial reports or prevent fraud could harm our business. We may not be able to effectively and timely implement necessary control changes and employee training to ensure continued compliance with the Sarbanes-Oxley Act and other regulatory and reporting requirements. We cannot assure you that in the future we will be able to continue to fully comply with the requirements of the Sarbanes-Oxley Act or that management or our auditors will conclude that our internal controls are effective in future periods. Irrespective of compliance with Section 404, any failure of our internal controls could have a material adverse effect on our stated results of operations and harm our reputation.

Changes to financial accounting standards may affect our results of operations and could cause us to change our business practices.

We prepare our consolidated financial statements to conform to generally accepted accounting principles, or GAAP, in the United States. These accounting principles are subject to interpretation by the American Institute of Certified Public Accountants, the SEC and various bodies formed to interpret and create accounting rules and regulations. Changes in those accounting rules can have a significant effect on our financial results and may affect our reporting of transactions completed before a change is announced. Changes to those rules or the questioning of current practices may adversely affect our reported financial results or the way we conduct our business.

The complexity of calculating our tax provision may result in errors that could result in restatements of our financial statements.

We are incorporated in the Cayman Islands and our operations are subject to income and transaction taxes in the United States, China, Hong Kong, Japan, Italy, South Korea, Taiwan and other jurisdictions in which we do business. Due to the complexity associated with the calculation of our tax provision, we have hired independent tax advisors to assist us. If we or our independent tax advisors fail to resolve or fully understand certain issues, there may be errors that could result in us having to restate our financial statements. Restatements are generally costly and could adversely impact our results of operations or have a negative impact on the trading price of our ordinary shares.

Changes in effective tax rates or adverse outcomes resulting from examination of our income tax returns could adversely affect our results.

Our future effective tax rates could be adversely affected if earnings are lower than anticipated in countries where we have lower statutory rates and higher than anticipated in countries where we have higher statutory rates, by changes in the valuation of our deferred tax assets and liabilities, or by changes in tax laws, regulations, accounting principles or interpretations thereof. In addition, our income tax returns are subject to continuous examination by the Internal Revenue Service, or IRS, and other tax authorities. We regularly assess the likelihood of adverse outcomes resulting from these examinations to determine the adequacy of our provision for income taxes. We cannot assure you that the outcomes from these continuous examinations will not have an adverse effect on our operating results and financial condition.

Unfavorable tax law changes, an unfavorable governmental review of our tax returns, changes in our geographical earnings mix or imposition of withholding taxes on repatriated earnings could adversely affect our effective tax rate and our operating results.

Our operations are subject to certain taxes, such as income and transaction taxes, in the Cayman Islands, the United States, China, Hong Kong, Japan, Italy, South Korea, Taiwan and other jurisdictions in which we do business. A change in the tax laws in the jurisdictions in which we do business, including an increase in tax rates or an adverse change in the treatment of an item of income or expense, possibly with retroactive effect, could result in a material increase in the amount of taxes we incur. In particular, past proposals have been made to change certain U.S. tax laws relating to foreign entities with U.S. connections, which may include us. For example, previously proposed legislation has considered treating certain foreign corporations as U.S. domestic corporations (and therefore taxable on all of their worldwide income) if the management and control of the foreign corporation occurs, directly or indirectly, primarily within the United States. If such legislation were enacted, we could, depending on the precise form, be subject to U.S. taxation notwithstanding our domicile outside the United States. In addition, on October 5, 2015 the Organization for Economic Co-operation and Development (the “OECD”), which represents a coalition of member countries, released its final reports from the BEPS Action Plans. The final reports include recommendations covering a number of issues, including country-by-country reporting, permanent establishment rules, transfer pricing rules and tax treaties. These changes, which have been or are in the process of being adopted by numerous countries, could increase uncertainties and may adversely affect our provision for income taxes. The U.S. government has proposed various other changes to the U.S. international tax system, certain of which could adversely impact foreign-based multinational corporate groups, and increased enforcement of U.S. international tax laws. Although none of these proposed U.S. tax law changes has yet been enacted, and they may never be enacted in their current forms, it is possible that these or other changes in the U.S. tax laws could significantly increase our U.S. income tax liability in the future.

We are subject to periodic audits or other reviews by tax authorities in the jurisdictions in which we conduct our activities. Any such audit, examination or review requires management’s time, diverts internal resources and, in the event of an unfavorable outcome, may result in additional tax liabilities or other adjustments to our historical results.

Because we conduct operations in multiple jurisdictions, our effective tax rate is influenced by the amounts of income and expense attributed to each such jurisdiction. If such amounts were to change so as to increase the amounts of our net income subject to taxation in higher-tax jurisdictions, or if we were to commence operations in jurisdictions assessing relatively higher tax rates, our effective tax rate could be adversely affected. In addition, we may determine that it is advisable from time to time to repatriate earnings from subsidiaries under circumstances that could give rise to imposition of potentially significant withholding taxes by the jurisdictions in which such amounts were earned, without our receiving the benefit of any offsetting tax credits, which could also adversely impact our effective tax rate.

We may be classified as a passive foreign investment company which could result in adverse U.S. federal income tax consequences for U.S. holders of our ordinary shares.

Based on the current and anticipated valuation of our assets and the composition of our income and assets, we do not expect to be considered a passive foreign investment company, or PFIC, for U.S. federal income tax purposes for our 2017 fiscal year or the foreseeable future. However, a separate determination must be made at the close of each taxable year as to whether we are a PFIC for that taxable year, and we cannot assure you that we will not be a PFIC for our 2018 fiscal year or any future taxable year. Under current law, a non-U.S. corporation will be considered a PFIC for any taxable year if either (a) at least 75% of its gross income is passive income or (b) at least 50% of the value of its assets, generally based on an average of the quarterly values of the assets during a taxable year, is attributable to assets that produce or are held for the production of passive income. PFIC status depends on the composition of our assets and income and the value of our assets (which may be based in part on the value of our ordinary shares which may fluctuate), including, among others, a pro rata portion of the income and assets of each subsidiary in which we own, directly or indirectly, at least 25% by value of the subsidiary’s equity interests, from time to time. Because we currently hold, and expect to continue to hold, a substantial amount of cash or cash equivalents, and because the calculation of the value of our assets may be based in part on the value of our ordinary shares which may fluctuate and may fluctuate considerably given that market prices of technology companies historically often have been volatile, we may be a PFIC for any taxable year. If we were treated as a PFIC for any taxable year during which a U.S. holder held ordinary shares, certain adverse U.S. federal income tax consequences could apply for such U.S. holder.

Fluctuations in exchange rates between and among the currencies of the countries in which we do business may adversely affect our operating results.

Our sales have been historically denominated in U.S. dollars. An increase in the value of the U.S. dollar relative to the currencies of the countries in which our end customers operate could impair the ability of our end customers to cost-effectively integrate our SoCs into their devices which may materially affect the demand for our solutions and cause these end customers to reduce their orders, which would adversely affect our revenue and business. We may experience foreign exchange gains or losses due to the volatility of other currencies compared to the U.S. dollar. A significant portion of our solutions are sold to camera manufacturers located outside the United States, primarily in Asia. Sales to customers in Asia accounted for approximately 92%, 91% and 91% of our total revenue in fiscal years 2017, 2016 and 2015, respectively. Because most of our end customers or their ODM manufacturers are located in Asia, we anticipate that a majority of our future revenue will continue to come from sales to that region. Although a large percentage of our sales are made to customers in Asia, we believe that a significant number of the products designed by these customers and incorporating our SoCs are then sold to consumers globally. In addition, if in the future we sell products or purchase inventory in currencies other than the U.S. dollar, our exposure to foreign currency risk could become more significant.

A significant number of our employees are located in Asia, principally Taiwan and China. Therefore, a portion of our payroll as well as certain other operating expenses are paid in currencies other than the U.S. dollar, such as the New Taiwan Dollar and the Chinese Yuan Renminbi. Our operating results are denominated in U.S. dollars and the difference in exchange rates in one period compared to another may directly impact period-to-period comparisons of our operating results. Furthermore, currency exchange rates, particularly the exchange rate between the Chinese Yuan Renminbi and the U.S. dollar, have been especially volatile in the recent past and these currency fluctuations may make it difficult for us to predict our operating results.

We have not implemented any hedging strategies to mitigate risks related to the impact of fluctuations in currency exchange rates. Even if we were to implement hedging strategies, not every exposure can be hedged and, where hedges are put in place based on expected foreign exchange exposure, they are based on forecasts which may vary or which may later prove to have been inaccurate. Failure to hedge successfully or anticipate currency risks accurately could adversely affect our operating results.

We may make acquisitions in the future that could disrupt our business, cause dilution to our shareholders, reduce our financial resources and harm our business.

In the future, we may acquire other businesses, products or technologies. Other than our acquisition of VisLab S.r.l., or VisLab, in June 2015, we have not made any acquisitions to date and do not have any agreements or commitments for any specific acquisition at this time. Our ability to make and successfully integrate acquisitions is unproven. Our acquisition of VisLab and any future acquisitions may not strengthen our competitive position and may be viewed negatively by our customers, financial markets or investors, and we may not achieve our goals in a timely manner, or at all. In addition, any acquisitions we make could lead to difficulties in integrating personnel, technologies and operations from the acquired businesses and in retaining and motivating key personnel from these businesses. Acquisitions may disrupt our ongoing operations, divert management from their primary responsibilities, subject us to additional liabilities, increase our expenses and adversely impact our business, operating results, financial condition and cash flows. Acquisitions may also reduce our cash available for operations and other uses, and could also result in an increase in amortization expense related to identifiable assets acquired, potentially dilutive issuances of equity securities or the incurrence of debt, any of which could harm our business.

We cannot predict our future capital needs, and we may not be able to obtain additional financing to fund our operations.

We may need to raise additional funds in the future. Any required additional financing may not be available on terms acceptable to us, or at all. If we raise additional funds by issuing equity securities or convertible debt, investors may experience significant dilution of their ownership interest, and the newly-issued securities may have rights senior to those of the holders of our ordinary shares. If we raise additional funds by obtaining loans from third parties, the terms of those financing arrangements may include negative covenants or other restrictions on our business that could impair our operational flexibility and would also require us to incur interest expense. If additional financing is not available when required or is not available on acceptable terms, we may have to scale back our operations or limit our production activities, and we may not be able to expand our business, develop or enhance our products, take advantage of business opportunities or respond to competitive pressures which could result in lower revenue and reduce the competitiveness of our products.

Our marketable securities portfolio could experience a decline in market value, which could materially and adversely affect our financial results.

As of January 31, 2017, we had approximately \$100.8 million in securities investments. The investments consisted primarily of money market funds, demand deposits, commercial paper, asset-backed securities, U.S. government securities and debt securities of corporations which are focused on the preservation of our capital. We currently do not use derivative financial instruments to adjust our investment portfolio risk or income profile.

These investments, as well as any cash deposited in bank accounts, are subject to general credit, liquidity, market and interest rate risks, which may be exacerbated by unusual events, such as the Eurozone crisis and the U.S. debt ceiling crisis, which affected various sectors of the financial markets and led to global credit and liquidity issues. If the global credit market continues to experience volatility or deteriorates, our investment portfolio may be impacted and some or all of our investments may experience other-than-temporary impairment which could adversely impact our financial results and position.

Risks Related to Ownership of Our Ordinary Shares

The market price of our ordinary shares may be volatile, which could cause the value of your investment to decline.

Since our initial public offering in October 2012, the market price of our ordinary shares has been highly volatile. The trading price of our ordinary shares is likely to remain volatile and could be subject to wide fluctuations in price in response to various factors, some of which are beyond our control. These factors include:

- changes in financial estimates, including our ability to meet our future revenue and operating profit or loss projections;
- fluctuations in our operating results or those of other semiconductor or comparable companies;
- fluctuations in the economic performance or market valuations of companies perceived by investors to be comparable to us;
- economic developments in the semiconductor industry as a whole;
- general economic conditions and slow or negative growth of related markets;
- announcements by us or our competitors of acquisitions, new products, significant contracts or orders, commercial relationships or capital commitments;
- our ability to develop and market new and enhanced solutions on a timely basis;
- changes in the demand for our customers' products;
- commencement of or our involvement in litigation;
- disruption to our operations;
- any major change in our board of directors or management;
- political or social conditions in the markets where we sell our products;
- changes in governmental regulations; and
- changes in earnings estimates or recommendations by securities analysts.

In addition, the stock market in general, and the market for semiconductor and other technology companies in particular, have experienced extreme price and volume fluctuations that have often been unrelated or disproportionate to the operating performance of those companies. These broad market and industry factors may cause the market price of our ordinary shares to decrease, regardless of our actual operating performance. These trading price fluctuations may also make it more difficult for us to use our ordinary shares as a means to make acquisitions or to use options to purchase our ordinary shares to attract and retain employees. If the market price of our ordinary shares declines, you may not realize any return on your investment in us and may lose some or all of your investment. In addition, in the past, following periods of volatility in the overall market and the market price of a company's securities, securities class action litigation has often been instituted against these companies. This litigation, if instituted against us, could result in substantial costs and a diversion of our management's attention and resources.

If securities analysts or industry analysts downgrade our ordinary shares, publish negative research or reports or fail to publish reports about our business, our stock price and trading volume could decline.

The trading market for our ordinary shares will be influenced by the research and reports that industry or securities analysts publish about us, our business and our market. If one or more analysts adversely changes their recommendation regarding our stock or our competitors' stock, our stock price would likely decline. If one or more analysts cease coverage of us or fail to regularly publish reports on us, we could lose visibility in the financial markets which in turn could cause our stock price or trading volume to decline.

Our actual operating results may differ significantly from our guidance and investor expectations, which would likely cause our stock price to decline.

From time to time, we may release guidance in our earnings releases, earnings conference calls or otherwise, regarding our future performance that represent our management's estimates as of the date of release. If given, this guidance, which will include forward-looking statements, will be based on projections prepared by our management. Projections are based upon a number of assumptions and estimates that, while presented with numerical specificity, are inherently subject to significant business, economic and competitive uncertainties and contingencies, many of which are beyond our control. The principal reason that we expect to release guidance is to provide a basis for our management to discuss our business outlook with analysts and investors. With or without our guidance, analysts and other investors may publish expectations regarding our business, financial performance and results of operations. We do not accept any responsibility for any projections or reports published by any such third persons.

Guidance is necessarily speculative in nature, and it can be expected that some or all of the assumptions of the guidance furnished by us will not materialize or will vary significantly from actual results. If our actual performance does not meet or exceed our guidance or investor expectations, the trading price of our ordinary shares is likely to decline.

The price of our ordinary shares could decrease as a result of shares being sold in the market.

Sales of a substantial number of our ordinary shares in the public market, or the perception that these sales might occur, could cause the market price of our ordinary shares to decline. Certain holders of our ordinary shares are entitled to rights with respect to registration of such shares under the Securities Act of 1933, as amended, or the Securities Act, pursuant to a registration rights agreement between such holders and us. If such holders, by exercising their registration rights, sell a large number of shares, the market price for our ordinary shares could be adversely affected. If we file a registration statement for the purpose of selling additional shares to raise capital and are required to include shares held by these holders pursuant to the exercise of their registration rights, our ability to raise capital may be impaired.

We filed registration statements on Form S-8 under the Securities Act to register shares for issuance under our 2004 Stock Plan, 2012 Equity Incentive Plan and the Amended and Restated 2012 Employee Stock Purchase Plan. Our 2012 Equity Incentive Plan and the Amended and Restated 2012 Employee Stock Purchase Plan provide for automatic increases in the shares reserved for issuance under these plans which could result in additional dilution to our shareholders. These shares can be freely sold in the public market upon issuance and vesting, subject to restrictions provided under the terms of the applicable plan and/or the option agreements entered into with option holders.

We may also issue ordinary shares or securities convertible into ordinary shares from time to time in connection with a financing, acquisition or otherwise. Any such issuance could result in substantial dilution to our existing shareholders and cause the trading price of our stock to decline.

We do not intend to pay dividends on our ordinary shares and, consequently, a shareholder's ability to achieve a return on its investment will depend on appreciation in the price of our ordinary shares.

We have never declared or paid any cash dividends on our ordinary shares and do not currently intend to do so for the foreseeable future. We currently intend to invest our future earnings, if any, to fund our growth. Therefore, shareholders are not likely to receive any dividends on their ordinary shares for the foreseeable future and the success of an investment in our ordinary shares will depend upon any future appreciation in their value. There is no guarantee that our ordinary shares will appreciate in value or even maintain the price at which our shareholders have purchased their shares. Investors seeking cash dividends should not purchase our ordinary shares.

Provisions of our memorandum and articles of association and Cayman Islands corporate law may discourage or prevent an acquisition of us which could adversely affect the value of our ordinary shares.

Provisions of our memorandum and articles of association and Cayman Islands law may have the effect of delaying or preventing a change of control or changes in our management. These provisions include the following:

- the division of our board of directors into three classes;
- the right of our board of directors to elect a director to fill a vacancy created by the expansion of our board of directors or due to the resignation or departure of an existing board member;
- prohibition of cumulative voting in the election of directors which would otherwise allow less than a majority of shareholders to elect director candidates;

- the requirement for the advance notice of nominations for election to our board of directors or for proposing matters that can be acted upon at a shareholders' meeting;
- the ability of our board of directors to issue, without shareholder approval, such amounts of preference shares as the board of directors deems necessary and appropriate with terms set by our board of directors, which rights could be senior to those of our ordinary shares;
- the elimination of the rights of shareholders to call a special meeting of shareholders and to take action by written consent in lieu of a meeting; and
- the required approval of a special resolution of the shareholders, being a two-thirds vote of shares held by shareholders present and voting at a shareholder meeting, to alter or amend the provisions of our post-offering memorandum and articles of association.

Holders of our ordinary shares may face difficulties in protecting their interests because we are incorporated under Cayman Islands law.

Our corporate affairs are governed by our amended and restated memorandum and articles of association, by the Companies Law (as the same may be supplemented or amended from time to time) of the Cayman Islands and by the common law of the Cayman Islands. The rights of our shareholders and the fiduciary responsibilities of our directors under Cayman Islands law are not as clearly established as under statutes or judicial precedent in existence in jurisdictions in the United States. In particular, the Cayman Islands has a less developed body of securities laws than the United States and provides significantly less protection to investors. There is no legislation specifically dedicated to the rights of investors in securities and thus no statutorily defined private cause of action specific to investors such as those provided under the Securities Act or the Securities Exchange Act of 1934, as amended. In addition, shareholders of Cayman Islands companies may not have standing to initiate shareholder derivative actions in U.S. federal courts. Therefore, you may have more difficulty in protecting your interests in the face of actions by our management, directors or controlling shareholders than would shareholders of a corporation incorporated in a jurisdiction in the United States due to the comparatively less developed nature of Cayman Islands law in this area.

Shareholders of Cayman Islands exempted companies, such as our company, have no general rights under Cayman Islands law to inspect corporate records and accounts or to obtain copies of lists of shareholders of the company. Our directors have discretion under our articles of association to determine whether or not, and under what conditions, our corporate records may be inspected by our shareholders, but are not obliged to make them available to our shareholders. This may make it more difficult for you to obtain the information needed to establish any facts necessary for a shareholder motion or to solicit proxies from other shareholders in connection with a proxy contest.

Subject to limited exceptions, under Cayman Islands law, a minority shareholder may not bring a derivative action against the board of directors.

Holders of our ordinary shares may have difficulty obtaining or enforcing a judgment against us because we are incorporated under the laws of the Cayman Islands.

It may be difficult or impossible for you to bring an action against us in the Cayman Islands if you believe your rights have been infringed under U.S. securities laws. There is no statutory recognition in the Cayman Islands of judgments obtained in the United States, although the courts of the Cayman Islands will in certain circumstances recognize and enforce a non-penal judgment of a foreign court of competent jurisdiction without retrial on the merits. While there is no binding authority on this point, this is likely to include, in certain circumstances, a non-penal judgment of a United States court imposing a monetary award based on the civil liability provisions of the U.S. federal securities laws. The Grand Court of the Cayman Islands may stay proceedings if concurrent proceedings are being brought elsewhere. There is uncertainty as to whether the Grand Court of the Cayman Islands would recognize or enforce judgments of United States courts obtained against us predicated upon the civil liability provisions of the securities laws of the United States or any state thereof and whether the Grand Court of the Cayman Islands would hear original actions brought in the Cayman Islands against us predicated upon the securities laws of the United States or any state thereof.

ITEM 1B. UNRESOLVED STAFF COMMENTS

None.

ITEM 2. PROPERTIES

Our principal executive offices are located in Santa Clara, California, consisting of approximately 49,000 square feet of office space under a lease that expires in May 2020. This facility accommodates our principal sales, marketing, research and development, finance, and administration activities. We lease approximately 63,500 square feet of office space in Hsinchu, Taiwan under lease agreements that automatically renew each year. The Taiwan facility accommodates research and development, business development, operations, and administration support. We lease approximately 34,500 square feet of office space in Shanghai and Shenzhen, China, under leases that expire in November 2017 and September 2018, respectively, to support research and business development. We lease additional facilities in Italy for research and development, in Hong Kong for sales and inventory warehousing and in Japan and South Korea for our local business development personnel.

We believe that our existing facilities are well maintained and in good operating condition, and are sufficient for our needs for the foreseeable future. The following table lists our major locations and primary usage as of January 31, 2017:

Major Locations	Approximate Square Footage	Usage
United States:		
Santa Clara, California	49,000	Corporate Headquarters; Sales; Marketing; Research and Development; Finance; Administration
Asia Pacific:		
Hsinchu, Taiwan	63,500	Research and Development; Business Development; Operations; Administration
Shanghai, China	15,500	Research and Development; Business Development
Shenzhen, China	19,000	Research and Development; Business Development
Kowloon, Hong Kong	9,000	Sales; Warehousing
Shin-Yokohama, Japan	1,300	Business Development
SeongNam, South Korea	1,500	Business Development
Europe:		
Parma, Italy	4,500	Research and Development

ITEM 3. LEGAL PROCEEDINGS

We are not engaged in any material legal proceedings at this time.

ITEM 4. MINE SAFETY DISCLOSURES

Not applicable.

PART II

ITEM 5. MARKET FOR REGISTRANT'S COMMON EQUITY, RELATED STOCKHOLDER MATTERS AND ISSUER PURCHASES OF EQUITY SECURITIES

Price Range of Ordinary Shares

Our ordinary shares have been traded on the NASDAQ Global Market under the symbol "AMBA" since October 10, 2012. Prior to that date, there was no public trading market for our ordinary shares. The following table sets forth, for the periods indicated, the high and low sales prices per ordinary share as reported by the NASDAQ Global Market:

	Price Range	
	High	Low
Year Ended January 31, 2017:		
Fourth Quarter	\$ 65.78	\$ 46.80
Third Quarter	\$ 74.95	\$ 55.75
Second Quarter	\$ 59.87	\$ 35.26
First Quarter	\$ 47.44	\$ 33.39
Year Ended January 31, 2016:		
Fourth Quarter	\$ 64.95	\$ 34.60
Third Quarter	\$ 119.99	\$ 49.00
Second Quarter	\$ 129.19	\$ 70.39
First Quarter	\$ 77.39	\$ 48.50

On March 17, 2017, there were 38 shareholders of record holding our ordinary shares. We cannot estimate the number of beneficial owners since many brokers and other institutions hold our shares on behalf of shareholders. On March 17, 2017, the last reported sale price of our stock was \$56.34 per ordinary share as reported by the NASDAQ Global Market.

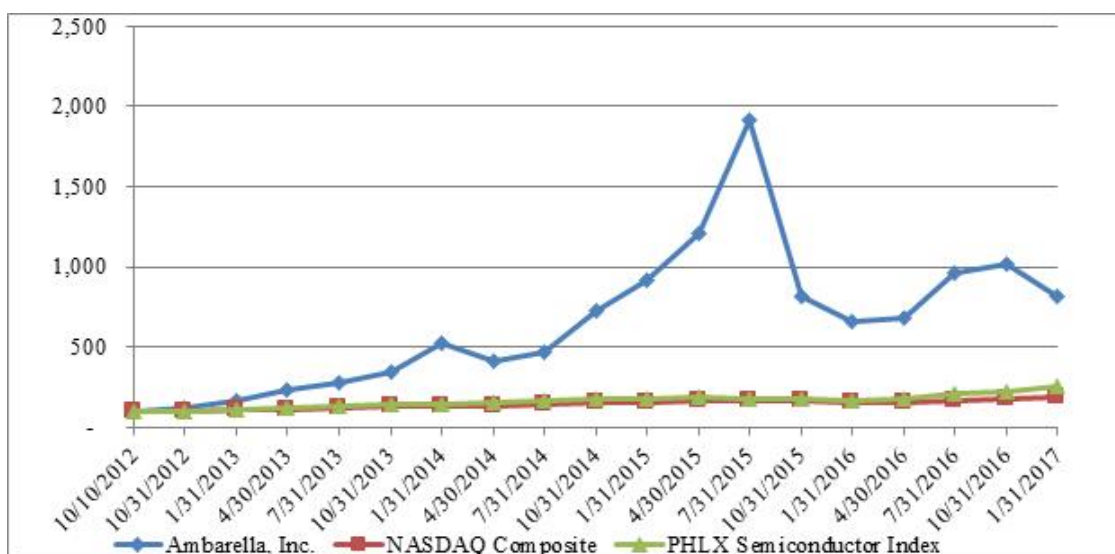
We have never declared or paid any cash dividends on our ordinary shares and do not currently intend to do so in the foreseeable future.

Performance Graph

This performance graph shall not be deemed to be "soliciting material" or "filed" or incorporated by reference in future filings with the Securities and Exchange Commission, or subject to the liabilities of Section 18 of the Securities Exchange Act of 1934, as amended, or the Exchange Act, except as shall be expressly set forth by specific reference in such filing.

The following graph shows a comparison from October 10, 2012 (the date our ordinary shares commenced trading on the NASDAQ) through January 31, 2017 of the cumulative total return for our ordinary shares, the NASDAQ Composite Index and the Philadelphia Semiconductor Index. The comparisons in the graph are historical and are not intended to forecast or be indicative of possible future performance of our ordinary shares.

Comparison of 51 months Cumulative Total Return



Purchases of Equity Securities by the Issuer and Recent Sales of Unregistered Securities

On May 31, 2016, our Board of Directors approved a stock repurchase program that authorizes us to repurchase up to \$75.0 million in the aggregate of our ordinary shares over a six-month period. On November 29, 2016, our Board of Directors extended the duration of the repurchase program until June 30, 2017. The repurchase program does not obligate us to acquire any particular amount of ordinary shares, and it may be suspended at any time at our discretion. The repurchase program is funded using our working capital and any repurchased shares are recorded as authorized but unissued shares.

As of January 31, 2017, we had repurchased a total of 405,089 shares for approximately \$20.2 million in cash under the repurchase program. No shares were repurchased under the program in the three months ended January 31, 2017.

ITEM 6. SELECTED FINANCIAL DATA

The following table sets forth selected financial data as of and for the last five fiscal years, and should be read in conjunction with Item 7, “Management’s Discussion and Analysis of Financial Condition and Results of Operations,” and Item 8, “Financial Statements and Supplementary Data,” and other financial data included elsewhere in this report. Our historical results of operations are not necessarily indicative of results of operations to be expected for any future period.

Selected Consolidated Statements of Operations Data:

	Year Ended January 31,				
	2017	2016	2015	2014	2013
	(in thousands, except per share data)				
Revenue	\$ 310,297	\$ 316,373	\$ 218,278	\$ 157,608	\$ 121,066
Income from operations	\$ 60,363	\$ 84,679	\$ 51,861	\$ 27,917	\$ 19,906
Net income	\$ 57,810	\$ 76,508	\$ 50,571	\$ 25,654	\$ 18,188
Net income per share attributable to ordinary shareholders:					
Basic	\$ 1.77	\$ 2.42	\$ 1.70	\$ 0.93	\$ 0.64
Diluted	\$ 1.68	\$ 2.27	\$ 1.57	\$ 0.85	\$ 0.60

Selected Consolidated Balance Sheet Data:

	As of January 31,				
	2017	2016	2015	2014	2013
	(in thousands)				
Cash, cash equivalents and marketable securities	\$ 405,394	\$ 307,893	\$ 207,994	\$ 143,394	\$ 100,494
Working capital	414,139	320,828	229,889	151,834	108,318
Total assets	512,271	410,615	284,284	183,307	138,603
Total liabilities	57,637	61,159	47,073	26,946	26,271
Total shareholders' equity	454,634	349,456	237,211	156,361	112,332

On June 25, 2015, we completed the acquisition of VisLab S.r.l., for \$30.0 million in cash. Of this total purchase price, \$4.1 million was attributed to intangible assets, \$25.3 million was attributed to goodwill, and \$0.6 million was attributed to net assets acquired. A deferred tax liability of \$1.3 million related to the intangible assets was recorded to account for the difference between financial reporting and tax basis at the acquisition date, with an addition to goodwill.

In November 2015, the Financial Accounting Standards Board (“FASB”) issued Accounting Standards Update No. 2015-17, Balance Sheet Classification of Deferred Taxes. To simplify the presentation, the new guidance requires that all deferred tax assets and liabilities, along with any related valuation allowance, be classified as noncurrent on the balance sheet. We have adopted this standard in the fourth quarter of fiscal year 2016 on a prospective basis. The adoption of this new guidance resulted in all deferred tax assets and liabilities being classified as noncurrent in the consolidated balance sheet as of January 31, 2016. The prior periods were not restated for this presentation standard.

Overview

We are a leading developer of semiconductor processing solutions for video that enable high-definition, or HD, video capture, analysis, sharing, and display. A device that captures video includes four primary components: a lens, an image sensor, a video processor and storage memory. The video processor converts raw video input into a format that can be stored, analyzed and distributed efficiently and, in some cases, analyzes the video data to automate processes. We combine our processor design capabilities with our expertise in video, image processing and computer vision algorithms and software to provide a technology platform that is designed to be easily scalable across multiple applications and enable rapid and efficient product development. Our system-on-a-chip, or SoC, designs fully integrate HD video processing, image processing and analysis, audio processing and system functions onto a single chip, delivering exceptional video and image quality, differentiated functionality and low power consumption.

We sell our solutions to leading original design manufacturers, or ODMs, and original equipment manufacturers, or OEMs, globally. We refer to ODMs as our customers and OEMs as our end customers, except as otherwise indicated or as the context otherwise requires. In the camera market, our solutions enable the creation of high-quality video content in wearable cameras, automotive cameras, Internet Protocol, or IP, security cameras, for both professional use and home security and monitoring, unmanned aerial vehicle cameras, also referred to as UAVs, drones or flying cameras, and virtual reality cameras, also referred to as 360° cameras. In the infrastructure market, our solutions efficiently manage IP video traffic, broadcast encoding, transcoding and IP video delivery applications.

Our sales cycles typically require a significant investment of time and a substantial expenditure of resources before we can realize revenue from the sale of our solutions, if any. Our typical sales cycle consists of a multi-month sales and development process involving our customers’ system designers and management along with our sales personnel and software engineers. If successful, this process culminates in a customer’s decision to use our solutions in its system, which we refer to as a design win. Our sales efforts are typically directed to the OEM of the product that will incorporate our video and image processing solution, but the eventual design and incorporation of our SoC into the product may be handled by an ODM on behalf of the OEM. Volume production may begin within six to 18 months after a design win, depending on the complexity of our customer’s product and other factors upon which we may have little or no influence. Once one of our solutions has been incorporated into a customer’s design, we believe that our solution is likely to remain a component of the customer’s product for its life cycle because of the time and expense associated with redesigning a product or substituting an alternative solution. Conversely, a design loss to a competitor will likely preclude any opportunity for us to generate future revenue from such customer’s product. Even if we obtain a design win and our SoC remains a component through the life cycle of a customer’s product, the volume and timing of actual sales of our SoCs to the customer depend upon the production, release and market acceptance of that product, none of which are within our control.

Fiscal Year 2017 Financial Highlights and Trends

- We recorded revenue of \$310.3 million, a decrease of 1.9% as compared to fiscal year 2016. The decrease in revenue was primarily due to significant revenue decline in the wearable sports camera market in the first half of fiscal year 2017. The decreased revenue from the wearable sports camera market was partially offset by strong growth in the home security and monitoring, UAV and the non-sports wearable markets in fiscal year 2017. In the professional IP security market, we experienced a decline in revenue in fiscal year 2017, predominantly from customers located in the China region. Although revenue from the automotive aftermarket, which is dominated by demand from Asia, was down from fiscal year 2016 due to declining business from China, revenue from recording systems installed as original equipment in automobiles helped offset the decline. Despite the revenue growth in the wearable sports camera market in the second half of fiscal year 2017, we anticipate continued decline in this market in the first half of fiscal year 2018 as a result of high inventory levels at GoPro, Inc., or GoPro. In addition, we anticipate that the incorporation of a competitive chip for at least one main stream camera product in GoPro's next product release cycle will significantly and adversely impact our revenues in the second half of fiscal year 2018 and beyond. In fiscal year 2017, infrastructure revenue declined as a percentage of total revenue from 3.0% for the twelve months ended January 31, 2016 to 2.4% for the twelve months ended January 31, 2017. We anticipate that infrastructure revenue will continue to decline as a percentage of total revenue for the foreseeable future.
- We experienced a moderate adverse impact to our business in the second and third quarters of fiscal year 2017 due to the disruption in supply of image sensors from Sony Corporation, or Sony, to our customers resulting from damage to Sony's production facility caused by the April 2016 earthquake in Kumamoto, Japan. This disruption in image sensor supply impacted our customers' ability to build or launch camera devices and, as a result, impacted the timing and scope of demand for our SoCs in fiscal year 2017. We believe that, during the fourth quarter of fiscal year 2017, this adverse impact became immaterial and will not continue into fiscal year 2018.
- We recorded operating income of \$60.4 million, a decrease of 28.7% as compared to fiscal year 2016, primarily due to decreased total revenue, increased stock-based compensation expense, as well as increased research and development costs as a result of increased headcount and costs associated with new SoC development, especially in automotive and computer vision markets.
- We generated cash flows from operating activities of \$113.3 million in fiscal year 2017, as compared to \$123.6 million in fiscal year 2016. The decreased cash flows from operating activities were primarily due to decreased net income as a result of decreased revenue, adjusted for increased non-cash stock-based compensation expense. The decrease in cash flows from operating activities also was attributable to increased inventory purchases and decreased deferred revenue associated with the timing of inventory shipments by our logistics providers. The decrease was partially offset by increased liabilities associated with the timing of payments to suppliers.
- We invested an additional \$60.0 million of cash in debt securities in fiscal year 2017. The investments are highly liquid, short-term marketable securities and classified as available-for-sale securities.
- On May 31, 2016, our Board of Directors authorized the repurchase of up to \$75.0 million of our ordinary shares over a six-month period. On November 29, 2016, our Board of Directors extended the duration of the repurchase program until June 30, 2017. Repurchases may be made from time-to-time through open market purchases or through privately negotiated transactions subject to market conditions, applicable legal requirements and other relevant factors. The repurchase program does not obligate us to acquire any particular amount of ordinary shares, and it may be suspended at any time at our discretion. The repurchase program is funded using our working capital and any repurchased shares are recorded as authorized but unissued shares. As of January 31, 2017, we had repurchased a total of 405,089 shares for approximately \$20.2 million in cash under the repurchase program.

Factors Affecting Our Performance

Design Wins. We closely monitor design wins by customer and end market. We consider design wins to be critical to our future success, although a design win may not successfully materialize into revenue, and even if they result in revenue, the amount generated by each design win can vary significantly. Our long-term sales expectations are based on forecasts from customers and internal estimations of customer demand factoring in the expected time to market for end customer products incorporating our solutions and associated revenue potential. Our ability to accurately forecast demand, however, can be adversely affected by a number of factors, including inaccurate forecasting by our customers, miscalculations by our customers of their inventory requirements, changes in market conditions, adverse changes in our product order mix and fluctuating demand for our customers' products.

Pricing, Product Cost and Margin. Our pricing and margins depend on the volumes and the features of the solutions we provide to our customers. Additionally, we make significant investments in new solutions for both cost improvements and new features that we expect to drive revenue and maintain margins. In general, solutions incorporated into more complex configurations, such as those used in high-performance camera or infrastructure applications, have higher prices and higher gross margins as compared to solutions sold into lower performing, more competitive camera applications. Our average selling price, can vary by market and application due to market-specific supply and demand, the maturation of products launched in previous years and the launch of new products.

We continually monitor the cost of our solutions. As we rely on third-party manufacturers for the production of our products, we maintain a close relationship with these suppliers to continually monitor production yields, component costs and design efficiencies.

Shifting Consumer Preferences. Our revenue is subject to consumer preferences, regarding form factor and functionality, and how those preferences impact the video and image capture electronics that we support. For example, improved smartphone video capture capabilities, and the rapid adoption of smartphones by consumers, led to the decline of pocket video cameras aimed at the video and image capture market. The current video and image capture market is now characterized by a greater volume of more specialized video and image capture devices that are less likely to be replaced with smartphones, such as wearable, IP security, UAV and automotive cameras. This increasing specialization of video capture devices has changed our customer base and end markets and has impacted our revenue. In the future, we expect further changes in the market to continue to impact our business performance.

Continued Concentration of Revenue by End Market. Historically, our revenue has been significantly concentrated in a small number of end markets. In fiscal year 2010, the majority of our revenue came from the pocket video, camcorder and infrastructure markets. Since that time, we have developed technologies to provide solutions for new markets such as the wearable, IP security, UAV and automotive camera markets. We believe these new markets can continue to facilitate revenue growth and customer diversification. Since fiscal year 2013, the wearable sports and professional IP security markets have been our largest end markets and sales into these markets collectively generated the majority of our revenue. While we will continue to expand our end market exposure, such as to home security and monitoring cameras, non-sports wearable cameras, UAVs, automotive and computer vision markets and virtual reality cameras, we anticipate that sales to a limited number of end markets will continue to account for a significant percentage of our total revenue for the foreseeable future. Our end market concentration may cause our financial performance to fluctuate significantly from period to period based on the success or failure of products that our SoCs are designed into as well as the overall growth or decline in the video capture markets in which we compete. In addition, we derive a significant portion of our revenue from a limited number of ODMs who build products on behalf of a limited number of OEMs and from a limited number of OEMs to whom we ship directly. We believe that our operating results for the foreseeable future will continue to depend on sales to a relatively small number of customers.

Ability to Capitalize on Connectivity and Computer Vision Trends. Mobile connected devices are ubiquitous today and play an increasingly prominent role in consumers' lives. The constant connectivity provided by these devices has created a demand for connected electronic peripherals such as video and image capture devices. Our ability to capitalize on these trends by supporting our end customers in the development of connected peripherals that seamlessly cooperate with other connected devices and allow consumers to distribute and share video and images with online media platforms is critical for our success. We have added wireless communication functionality into our solutions for wearable, IP security, UAV and automotive cameras. The combination of our compression technology with wireless connectivity enables wireless video streaming and uploading of videos and images to the Internet. Our solutions enable IP security camera systems to stream video content to either cloud infrastructure or connected mobile devices, and our solutions for wearable and UAV cameras allow consumers to quickly stream or upload video and images to social media platforms. In addition, we expect that computer vision functionality will become an increasingly important requirement in many of our current and future markets, including IP security, wearable, UAV, and automotive camera markets. As a result, we believe that our ability to develop advanced computer vision technology, and gain customer acceptance of our technology, will be critical to our future success.

Sales Volume. A typical camera design win that successfully launches into the marketplace can generate a wide range of sales volumes for our solutions, depending on the end market demand for our customers' products. This can depend on several factors, including the reputation of the end customer, market penetration, product capabilities, size of the end market that the product addresses and our end customers' ability to sell their products. In certain cases, we may provide volume discounts on sales of our solutions, which may be offset by lower manufacturing costs related to higher volumes. In general, our customers with greater market penetration and better branding tend to develop products that generate larger volumes over the product life cycle.

Customer Product Life Cycle. We estimate our customers' product life cycles based on the customer, type of product and end market. In general, products launched in the camera market have shorter life cycles than those sold into the infrastructure market. We typically commence commercial shipments from six to 18 months following a design win; however, in some markets, more lengthy product and development cycles are possible, depending on the scope and nature of the project. A portable consumer device typically has a product life cycle of six to 18 months. In the infrastructure market, the product life cycle can range from 24 to 60 months.

Results of Operations

The following table sets forth our historical operating results for the periods indicated:

	Year Ended January 31,		
	2017	2016	2015
	(dollars in thousands)		
Revenue	\$ 310,297	\$ 316,373	\$ 218,278
Cost of revenue	105,283	111,029	79,142
Gross profit	205,014	205,344	139,136
Operating expenses:			
Research and development	101,205	82,927	57,978
Selling, general and administrative	43,446	37,738	29,297
Total operating expenses	144,651	120,665	87,275
Income from operations	60,363	84,679	51,861
Other income	518	530	175
Income before income taxes	60,881	85,209	52,036
Provision for income taxes	3,071	8,701	1,465
Net income	\$ 57,810	\$ 76,508	\$ 50,571

The following table sets forth our historical operating results as a percentage of revenue of each line item for the periods indicated:

	Year Ended January 31,		
	2017	2016	2015
Revenue	100%	100%	100%
Cost of revenue	34	35	36
Gross profit	66	65	64
Operating expenses:			
Research and development	33	26	27
Selling, general and administrative	14	12	13
Total operating expenses	47	38	40
Income from operations	19	27	24
Other income	—	—	—
Income before income taxes	19	27	24
Provision for income taxes	1	3	1
Net income	18%	24%	23%

Revenue

We derive substantially all of our revenue from the sale of HD video and image processing SoC solutions to OEMs and ODMs, either directly or through our logistics providers. Our SoC solutions have been used in the camera and infrastructure markets, although we expect the camera market will be the primary market for our solutions for the foreseeable future as the infrastructure market continues to decline due to delays in investments in network upgrades. We derive a substantial portion of our revenue from sales made indirectly through our logistics provider, Wintech Microelectronics Co., Ltd., or Wintech, and directly to one OEM customer, GoPro.

We typically experience seasonal fluctuations in our quarterly revenue with our third fiscal quarter normally being the highest revenue quarter. This fluctuation has been driven primarily by increased sales in consumer camera markets as our customers build inventories in preparation for the holiday shopping season. More generally, our average selling prices fluctuate based on the mix of our solutions sold in a period which reflects the impact of both changes in unit sales of existing solutions as well as the introduction and sales of new solutions. Our solutions are typically characterized by a life cycle that begins with higher average selling prices and lower volumes, followed by broader market adoption, higher volumes and average selling prices that are lower than initial levels.

The end markets into which we sell our products have seen significant changes as consumer preferences have evolved in response to new technologies. As a result, the composition of our revenue may differ meaningfully during periods of technology or consumer preference changes. We expect shifts in consumer use of video capture to continue to change over time, as more specialized use cases emerge and video capture continues to proliferate.

Cost of Revenue and Gross Margin

Cost of revenue includes the cost of materials such as wafers processed by third-party foundries, costs associated with packaging, assembly and testing, and our manufacturing support operations such as logistics, planning and quality assurance. Cost of revenue also includes indirect costs such as warranty, inventory valuation reserves and other general overhead costs.

We expect that our gross margin may fluctuate from period to period as a result of changes in average selling price, product mix and the introduction of new products by us or our competitors. In general, solutions incorporated into more complex configurations, such as those used in high-performance cameras or infrastructure applications, have higher prices and higher gross margins, as compared to solutions sold into the lower performance, more competitive camera applications. As semiconductor products mature and unit volumes sold to customers increase, their average selling prices typically decline. These declines may be paired with improvements in manufacturing yields and lower wafer, packaging and test costs, which offset some of the margin reduction that could result from lower selling prices. We believe that our gross margin will decline in the future as we continue to penetrate the highly competitive camera market.

Research and Development

Research and development expense consists primarily of personnel costs, including salaries, stock-based compensation and employee benefits. The expense also includes costs of development incurred in connection with our collaborations with our foundry vendors, costs of licensing intellectual property from third parties for product development, costs of development for software and hardware tools, cost of fabrication of mask sets for prototype products, and allocated depreciation and facility expenses. All research and development costs are expensed as incurred. We expect our research and development expense to increase in absolute dollars as we continue to enhance and expand our product features and offerings and increase headcount for new SoC development, especially in automotive and computer vision markets.

Selling, General and Administrative

Selling, general and administrative expense consists primarily of personnel costs, including salaries, stock-based compensation and employee benefits for our sales, marketing, finance, human resources, information technology and administrative personnel. The expense also includes professional service costs related to accounting, tax, legal services, and allocated depreciation and facility expenses. We expect our selling, general and administrative expense to increase in absolute dollars as we continue to maintain the infrastructure and expand the size of our sales and marketing organization to support our anticipated business growth.

Other Income

Other income consists primarily of interest income from investment and net of gains and losses from foreign currency transactions and remeasurements.

Provision for Income Taxes

We are incorporated and domiciled in the Cayman Islands and also conduct business in several countries such as the United States, China, Taiwan, Hong Kong, Italy, South Korea and Japan, and we are subject to taxation in those jurisdictions. The primary jurisdiction where our foreign earnings are derived is the Cayman Islands, which is a non-taxing jurisdiction. The Company currently does not operate under any tax holidays in any jurisdiction. Our worldwide operating income is subject to varying tax rates and our effective tax rate is highly dependent upon the geographic distribution of our earnings or losses and the tax laws and regulations in each geographical region. It is also subject to fluctuation from changes in the valuation of our deferred tax assets and liabilities; tax benefits from excess stock-based compensation deductions; transfer pricing adjustments and the tax effects of nondeductible compensation. We have historically had lower effective tax rates as a substantial percentage of our operations are conducted in lower-tax jurisdictions. If our operational structure was to change in such a manner that would increase the amount of operating income subject to taxation in higher-tax jurisdictions, or if we were to commence operations in jurisdictions assessing relatively higher tax rates, our effective tax rate could fluctuate significantly on a quarterly basis and/or be adversely affected.

Significant judgment is required in evaluating our uncertain tax positions and determining our provision for income taxes. Although we believe our reserves are reasonable, no assurance can be given that the final tax outcome of these matters will not be different from that which is reflected in our historical provision for income taxes and accruals. We adjust these reserves in light of changing facts and circumstances, such as the closing of a tax audit or the refinement of an estimate. To the extent that the final tax outcome of these matters is different than the amounts recorded, such differences will impact the provision for income taxes in the period in which such determination is made. The provision for income taxes includes the impact of uncertain tax position reserves and changes to reserves that are considered appropriate, as well as the related net interest and penalties.

Significant judgment is also required in determining any valuation allowance recorded against deferred tax assets. In assessing the need for a valuation allowance, we consider all available evidence, including past operating results, estimates of future taxable income, and the feasibility of tax planning strategies. In the event that we change our determination as to the amount of deferred tax assets that can be realized, we will adjust our valuation allowance with a corresponding impact to the provision for income taxes in the period in which such determination is made.

Comparison of the Fiscal Years Ended January 31, 2017, 2016 and 2015

Revenue

	Year Ended January 31,			Change				
				2017		2016		
	2017	2016	2015	Amount	%	Amount	%	
	(dollars in thousands)							
Revenue	\$ 310,297	\$ 316,373	\$ 218,278	\$ (6,076)	(1.9)%	\$ 98,095	44.9%	

Revenue decreased slightly for the fiscal year ended January 31, 2017 compared to the fiscal year ended January 31, 2016. The decrease was primarily due to significant revenue decline in the wearable sports camera market in the first half of fiscal year 2017. The decreased revenue from the wearable sports camera market was partially offset by strong growth in the home security and monitoring, UAV and the non-sports wearable markets in fiscal year 2017. In the professional IP security market, we experienced a decline in revenue in fiscal year 2017, predominantly from customers located in the China region. Although revenue from the automotive aftermarket, which is dominated by demand from Asia, was down from fiscal year 2016 due to declining business from China, revenue from recording systems installed as original equipment in automobiles helped offset the decline. Despite the revenue growth in the wearable sports camera market in the second half of fiscal year 2017, we anticipate continued decline in this market in the first half of fiscal year 2018 as a result of high inventory levels at GoPro. In addition, we anticipate that the incorporation of a competitive chip for at least one main stream camera product in GoPro's next product release cycle will significantly and adversely impact our revenues in the second half of fiscal year 2018 and beyond. In fiscal year 2017, infrastructure revenue declined as a percentage of total revenue from 3.0% for the twelve months ended January 31, 2016 to 2.4% for the twelve months ended January 31, 2017. We anticipate that infrastructure revenue will continue to decline as a percentage of total revenue for the foreseeable future.

Revenue increased for the fiscal year ended January 31, 2016 compared to the fiscal year ended January 31, 2015 primarily due to strong demand for our SoCs in the IP security, UAV, automotive aftermarket and wearable sports camera markets. The strong growth in the IP security camera markets reflected a broader adoption of our S2L SoC by customers in the professional security market as well as in the home security and monitoring market. Despite the strong revenue growth in the IP security camera markets, we experienced some softness in the China region, which partially offset stronger growth in other geographic regions in the period. Although UAVs were in the early stage of market adoption in fiscal year 2016, we had experienced strong growth due to launch of new models and initial adoptions by existing and new customers. In the automotive aftermarket, which is dominated by demand from Asia, revenues grew as customer demand for more feature-rich products increased which is well suited to our product offerings. Although the revenue in the wearable sports camera market increased in fiscal year 2016 as compared to fiscal year 2015, there was a significant year-over-year decline in this market in the second half of fiscal year 2016 as a result of high inventory levels at GoPro. The increased revenues in the camera markets were partially offset by a year-over-year decline in the infrastructure market resulting from continued weak market conditions in the United States and Europe, as system manufacturers continue to delay investment in network upgrades to the new H.265 compression technology. Infrastructure revenue declined as a percentage of total revenue from 6.0% for the twelve months ended January 31, 2015 to 3.0% for the twelve months ended January 31, 2016.

Cost of Revenue and Gross Margin

	Year Ended January 31,			Change				
				2017		2016		
	2017	2016	2015	Amount	%	Amount	%	
	(dollars in thousands)							
Cost of revenue	\$ 105,283	\$ 111,029	\$ 79,142	\$ (5,746)	(5.2)%	\$ 31,887	40.3%	
Gross profit	205,014	205,344	139,136	(330)	(0.2)%	66,208	47.6%	
Gross margin	66.1%	64.9%	63.7%	—	1.2%	—	1.2%	

Cost of revenue decreased for the twelve months ended January 31, 2017 primarily due to decreased revenue compared to the same period in fiscal year 2016. The decrease was also attributable to cost reductions received from suppliers for certain SoCs that reached lifetime purchase volume milestones.

Cost of revenue increased for the twelve months ended January 31, 2016 primarily due to increased revenue compared to the same period in fiscal year 2015. The increase was partially offset by cost reductions received from suppliers for certain SoCs due to increased purchase volumes.

Gross margin increased for the twelve months ended January 31, 2017 compared to the same period in fiscal year 2016 primarily due to approximately \$2.9 million of benefits received from the recovery and sale of inventory previously written down as a result of historical yield loss in the manufacturing process. These benefits contributed approximately 1.0% of gross margin in fiscal year 2017. The increased gross margin was also attributable to strong mix of products across the wearable sports camera, UAV and automotive camera markets that generated gross margin improvements. We anticipate that gross margin will decrease over the next twelve months as the percentage of our total revenue from the consumer and professional IP security markets increases while the percentage of revenue from the wearable sports camera market declines.

Gross margin increased for the twelve months ended January 31, 2016 compared to the same period in fiscal year 2015 primarily due to a higher percentage of revenues associated with shipments of higher gross margin SoCs into the wearable sports, UAV and automotive camera markets. The increase was partially offset by continuing revenue decline in the higher gross margin infrastructure business, and in fiscal year 2016, the introduction of the lower margin S2L SoC into the price competitive Asia IP security camera market. Infrastructure revenue declined as a percentage of total revenue from 6.0% for the twelve months ended January 31, 2015 to 3.0% for the twelve months ended January 31, 2016.

Research and Development

	Year Ended January 31,			Change			
				2017		2016	
	2017	2016	2015	Amount	%	Amount	%
	(dollars in thousands)						
Research and development	\$ 101,205	\$ 82,927	\$ 57,978	\$ 18,278	22.0%	\$ 24,949	43.0%

Research and development expense increased for the fiscal year ended January 31, 2017 compared to the fiscal year ended January 31, 2016 primarily due to increases in engineering headcount and SoC development cost. Our research and development engineering headcount increased to 491 at January 31, 2017 compared to 460 at January 31, 2016. The increased engineering headcount resulted in increases in salary related expenses of approximately \$3.7 million in fiscal year 2017. The increased salary related expenses were partially offset by approximately \$0.8 million of one-time sign-on bonus and non-compete bonus for certain VisLab S.r.l., or VisLab, shareholder employees that were recorded in the second quarter of fiscal year 2016 that did not recur in fiscal year 2017. The increased research and development expense was also attributable to additional stock-based compensation of approximately \$10.6 million for the twelve months ended January 31, 2017, as a result of the issuance of options, restricted stock, and restricted stock units for newly hired employees, our annual evergreen stock program for existing employees, and performance stock program for executives. SoC development related costs increased by approximately \$4.6 million due to new SoC development, especially in the automotive and computer vision markets.

Research and development expense increased for the fiscal year ended January 31, 2016 compared to the fiscal year ended January 31, 2015 primarily due to increases in engineering headcount, product development costs and facility allocation costs. Our research and development engineering headcount increased to 460 at January 31, 2016 compared to 365 at January 31, 2015, including 33 employees hired as a result of the VisLab acquisition in the second quarter of fiscal year 2016. The increased engineering headcount resulted in increases in salary related expenses of approximately \$7.8 million in fiscal year 2016. The increase was also attributable to additional stock-based compensation of approximately \$10.4 million in fiscal year 2016, as a result of the issuance of options and restricted stock and restricted stock units for newly hired employees, our annual evergreen stock program for existing employees and the increase in the stock price of our ordinary shares in the first half of fiscal year 2016. The product development cost increased by approximately \$5.5 million in fiscal year 2016. The increased engineering headcount also resulted in additional facility allocation costs of approximately \$1.4 million for the twelve months ended January 31, 2016.

Selling, General and Administrative

	Year Ended January 31,			Change			
	2017	2016	2015	2017		2016	
				Amount	%	Amount	%
	(dollars in thousands)						
Selling, general and administrative	\$ 43,446	\$ 37,738	\$ 29,297	\$ 5,708	15.1%	\$ 8,441	28.8%

Selling, general and administrative expense increased for the fiscal year ended January 31, 2017 compared to the fiscal year ended January 31, 2016 primarily due to increased stock-based compensation. Stock-based compensation increased by approximately \$6.7 million as a result of the issuance of options, restricted stock, and restricted stock units for newly hired employees, our annual evergreen stock program for existing employees and performance stock program for executives. The increase was partially offset by decrease of approximately \$0.7 million in expense for outside professional services for the twelve months ended January 31, 2017. The decreased outside professional service expense was primarily due to legal expenses incurred to support the VisLab acquisition in fiscal year 2016 that did not recur in fiscal year 2017.

Selling, general and administrative expense increased for the fiscal year ended January 31, 2016 compared to the fiscal year ended January 31, 2015 primarily due to increases in headcount and outside professional services. Our selling, general and administrative headcount increased to 163 at January 31, 2016 compared to 144 at January 31, 2015, resulting in an increase in salary related expenses of approximately \$2.9 million in fiscal year 2016. The increase was also attributable to additional stock-based compensation of approximately \$4.7 million in fiscal year 2016, as a result of the issuance of options, restricted stock and restricted stock units for newly hired employees, our annual evergreen stock program for existing employees and the increase in the stock price of our ordinary shares in the first half of fiscal year 2016. In addition, we incurred approximately \$0.8 million of additional expenditures on outside professional services for the twelve months ended January 31, 2016 to support the VisLab acquisition in the second quarter of fiscal year 2016.

Other Income

	Year Ended January 31,			Change			
	2017	2016	2015	2017		2016	
				Amount	%	Amount	%
	(dollars in thousands)						
Other income	\$ 518	\$ 530	\$ 175	\$ (12)	(2.3)%	\$ 355	202.9%

The decrease in other income for the fiscal year ended January 31, 2017 compared to the fiscal year ended January 31, 2016 was primarily due to approximately \$344,000 of net loss from fluctuations in exchange rates in foreign currency transactions. The net loss was partially offset by approximately \$316,000 of additional net interest income from marketable security investments as a result of increased investment in fiscal year 2017.

The increase in other income for the fiscal year ended January 31, 2016 compared to the fiscal year ended January 31, 2015 was primarily due to approximately \$170,000 of additional net interest income from marketable security investments and an increase of approximately \$178,000 of net gains from fluctuations in exchange rates in foreign currency transactions.

Provision for Income Taxes

	Year Ended January 31,			Change			
	2017	2016	2015	2017		2016	
				Amount	%	Amount	%
	(dollars in thousands)						
Provision for income taxes	\$ 3,071	\$ 8,701	\$ 1,465	\$ (5,630)	(64.7)%	\$ 7,236	493.9%
Effective tax rate	5%	10%	3%	—	(5)%	—	7%

Income tax expense and effective tax rate decreased primarily due to approximately \$ 4.2 million less valuation allowance recorded on our U.S. federal research and development credit carryforwards in fiscal year 2017 compared to fiscal year 2016. The decrease was also attributable to approximately \$3.3 million increase in tax benefits from excess stock-based compensation deductions following the adoption of Accounting Standards Update 2016-09, *Compensation – Stock Compensation (Topic 718): Improvements to Employee Share-Based Payment Accounting*, or ASU 2016-09, in the first quarter of fiscal year 2017.

Income tax expense and effective tax rate increased in fiscal year 2016 as compared to fiscal year 2015 primarily due to a favorable change in our geographic mix of profits, offset by \$6.1 million of valuation allowance related to our U.S. federal research and development credit carryforwards

Liquidity and Capital Resources

Cash Flows

The following table summarizes our cash flows for the periods indicated:

	Year Ended January 31,		
	2017	2016	2015
	(in thousands)		
Net cash provided by operating activities	\$ 113,314	\$ 123,561	\$ 52,258
Net cash used in investing activities	(45,734)	(34,796)	(40,061)
Net cash provided by (used in) financing activities	(12,764)	9,000	14,700
Net increase in cash and cash equivalents	<u>\$ 54,816</u>	<u>\$ 97,765</u>	<u>\$ 26,897</u>

Net Cash Provided by Operating Activities

Fiscal year 2017 compared to fiscal year 2016: Cash provided by operating activities decreased primarily due to decreased net income as a result of decreased revenue, adjusted for increased non-cash stock-based compensation expense. The decrease also was attributable to increased inventory purchases and decreased deferred revenue associated with the timing of inventory shipments by our logistics providers. The decrease was partially offset by increased liabilities associated with the timing of payments to suppliers.

Fiscal year 2016 compared to fiscal year 2015: Cash provided by operating activities increased primarily due to increased net income as adjusted for increased non-cash stock-based compensation. The increase was also attributable to decreased accounts receivable associated with the timing of payments from customers, decreased inventory purchases associated with a decrease in our near term revenue forecasts, increased deferred revenue associated with the timing of inventory shipments by our logistics providers and increased long-term liabilities associated with unrecognized tax benefits. The increase was partially offset by decreased liabilities associated with the timing of payments to suppliers as well as income tax payables.

Net Cash Used in Investing Activities

Fiscal year 2017 compared to fiscal year 2016: Net cash used in investing activities increased primarily due to an additional \$62.8 million investment in debt securities in fiscal year 2017. The increase was partially offset by the receipt of approximately \$22.5 million in cash from selling and maturities of debt securities and \$30.0 million of cash payment for the VisLab acquisition in the second quarter of fiscal year 2016 that did not recur in fiscal year 2017.

Fiscal year 2016 compared to fiscal year 2015: Net cash used in investing activities decreased primarily due to the receipt of approximately \$28.6 million in cash from selling and maturities of debt securities and approximately \$7.0 million less of debt securities purchased during the period. The decrease was partially offset by the payment of \$30.0 million in cash for the acquisition of VisLab in the second quarter of fiscal year 2016.

Net Cash Provided by (Used in) Financing Activities

Fiscal year 2017 compared to fiscal year 2016: Net cash provided by financing activities decreased primarily due to the payment of \$20.2 million in cash for the repurchase of our ordinary shares under our stock repurchase program in the second quarter of fiscal year 2017. The decrease was also attributable to approximately \$1.6 million less in cash proceeds from option exercises in fiscal year 2017.

Fiscal year 2016 compared to fiscal year 2015: Net cash provided by financing activities decreased primarily due to approximately \$2.4 million of decreased option exercises and approximately \$3.3 million less of excess tax benefits associated with stock-based compensation.

Stock Repurchase Program

On May 31, 2016, our Board of Directors approved a stock repurchase program that authorizes us to repurchase up to \$75.0 million in the aggregate of our ordinary shares over a six-month period. On November 29, 2016, our Board of Directors extended the duration of the repurchase program until June 30, 2017. The repurchase program does not obligate us to acquire any particular amount of ordinary shares, and it may be suspended at any time at our discretion. The repurchase program is funded using our working capital

and any repurchased shares are recorded as authorized but unissued shares. As of January 31, 2017, we had repurchased a total of 405,089 shares for approximately \$20.2 million in cash under the repurchase program.

Sources of Liquidity

As of January 31, 2017 and 2016, we had cash, cash equivalents and marketable securities of approximately \$405.4 million and \$307.9 million, respectively. During the past three fiscal years, we invested a total of \$100.0 million in highly liquid, short-term marketable securities. As of January 31, 2017, these securities had a fair value of approximately \$100.8 million with insignificant unrealized losses caused by fluctuations in market value and interest rates. We hold these investments as available-for-sale securities and mark them to market.

Operating and Capital Expenditure Requirements

We have generated net income in each quarter beginning with the first quarter of fiscal year 2010, and we have generated cash from operations in each of fiscal years 2009 to 2017. We believe that our anticipated cash generated from operations and our existing cash balances will be sufficient to meet our anticipated cash requirements through at least the next 12 months. In the future, we expect our operating and capital expenditures to increase as we increase headcount, expand our business activities, and implement and enhance our information technology platforms. As we expand our operations, we may require more working capital. If our available cash balances are insufficient to satisfy our future liquidity requirements, we may seek to sell equity or convertible debt securities or borrow funds commercially. The sale of equity and convertible debt securities may result in dilution to our shareholders and those securities may have rights senior to those of our ordinary shares. If we raise additional funds through the issuance of convertible debt securities, these securities could contain covenants that would restrict our operations. We may require additional capital beyond our currently anticipated amounts. Additional capital may not be available to us on reasonable terms, or at all.

Our short-term and long-term capital requirements will depend on many factors, including the following:

- our ability to generate cash from operations;
- our ability to control our costs;
- the emergence of competing or complementary technologies or products;
- the costs of filing, prosecuting, defending and enforcing any patent claims and other intellectual property rights, or participating in litigation-related activities; and
- our acquisition of complementary businesses, products and technologies.

Contractual Obligations, Commitments and Contingencies

The following table summarizes our outstanding contractual obligations as of January 31, 2017:

	Payment Due by Period as of January 31, 2017					All Other
	Total	Less than 1 Year	1-3 Years	3-5 Years	More than 5 Years	
Contractual Obligations						
Facilities under operating leases (1)	\$ 7,207	\$ 2,317	\$ 3,827	\$ 1,063	\$ —	\$ —
Technology license or other obligations under operating leases (2)	701	475	226	—	—	—
Purchase obligations (3)	23,902	23,902	—	—	—	—
Unrecognized tax benefits, including interest (4)	1,905	—	—	—	—	1,905
Total	<u>\$ 33,715</u>	<u>\$ 26,694</u>	<u>\$ 4,053</u>	<u>\$ 1,063</u>	<u>\$ —</u>	<u>\$ 1,905</u>

- (1) Facilities under operating leases represent facilities with initial lease terms in excess of one year. They are located in Santa Clara (California), China, Hong Kong, and Japan. The lease for our Santa Clara headquarters has a seven-year term and terminates in fiscal year 2021. The lease for our Shanghai facility has a seven-year term and terminates in fiscal year 2018. The lease for our Shenzhen facility has a three-year term and terminates in fiscal year 2019. The Hong Kong facility has a five-year term and terminates in fiscal year 2022. The lease for our Japan facility has a two-year term and terminates in fiscal year 2020.
- (2) Technology license obligations under operating leases represent future cash payments for software or other technology licenses which are used in product design or daily operation.

- (3) Purchase obligations consist primarily of inventory purchase obligations with our independent contract manufacturers.
- (4) Unrecognized tax benefits, including interest, represent our liabilities for uncertain tax positions as of January 31, 2017. We are unable to reasonably estimate the timing of payments in individual years due to uncertainties in the timing of the effective settlement of tax positions.

Stock Options and Restricted Stock Units

Grants of stock-based awards are key components of the compensation packages we provide to attract and retain certain employees to align their interests with the interests of existing shareholders. We recognize that these stock-based awards will dilute existing shareholders and have sought to limit the number of shares granted while providing competitive compensation packages. As of January 31, 2017, we had a total of 3.9 million outstanding stock options and unvested restricted stock and restricted stock units, which will potentially dilute our earnings per share. This potential dilution will only result if outstanding options vest and are exercised and restricted stock and restricted stock units vest and are settled. As of January 31, 2017, 88% of our outstanding options had exercise prices less than the then market price of our ordinary shares.

Off-Balance Sheet Arrangements

As of January 31, 2017, we did not engage in any off-balance sheet arrangements, including the use of structured finance, special purpose entities or variable interest entities.

Recent Accounting Pronouncements

See Note 1, “Organization and Summary of Significant Accounting Policies—Recent Accounting Pronouncements” of the Notes to the Consolidated Financial Statements, included in Part IV, Item 15 of this report, for a full description of recent accounting standards, including the respective dates of adoption and effects on our consolidated financial position, results of operations and cash flows.

Critical Accounting Policies and Significant Management Estimates

The preparation of audited consolidated financial statements in conformity with U.S. generally accepted accounting principles, or GAAP, requires us to make estimates, judgments and assumptions that affect the reported amounts of assets and liabilities, the disclosure of contingent assets and liabilities at the date of the financial statements and the reported amounts of revenue and expense during the reported periods. On an ongoing basis, we evaluate our estimates and assumptions, including those related to (i) the collectibility of accounts receivable; (ii) write down of excess and obsolete inventories; (iii) intangible assets and goodwill; (iv) the estimated useful lives of long-lived assets; (v) impairment of long-lived assets and financial instruments; (vi) warranty obligations; (vii) the valuation of stock-based compensation awards and financial instruments; (viii) the probability of performance objectives achievement; (ix) the realization of tax assets and estimates of tax liabilities, including reserves for uncertain tax positions; and (x) the recognition and disclosure of contingent liabilities. These estimates and assumptions are based on historical experience and on various other factors which we believe to be reasonable under the circumstances. We may engage third-party valuation specialists to assist with estimates related to the valuation of financial instruments and assets associated with various contractual arrangements. Such estimates often require the selection of appropriate valuation methodologies and significant judgment. Actual results could differ from these estimates under different assumptions or circumstances and such differences could be material.

We believe that the accounting policies discussed below are critical to understanding our historical and future performance, as these policies relate to the more significant areas involving management’s judgment and estimates:

Revenue Recognition

We generate revenue from the sales of our SoCs to OEMs or ODMs, either directly or through logistics providers. Revenue from sales directly to OEMs and ODMs is recognized upon shipment provided that persuasive evidence of an arrangement exists, legal title to the products and risk of ownership have transferred, the fee is fixed or determinable, and collection of the resulting receivable is reasonably assured. We provide our logistics providers with the rights to return excess levels of inventory and to future price adjustments. Given the inability to reasonably estimate these price changes and returns, revenue and costs related to shipments to logistics providers are deferred until we have received notification from our logistics providers that they have sold our products. Information reported by our logistics providers includes product resale price, quantity and end customer shipment information as well as remaining inventory on hand. At the time of shipment to a logistics provider, we record a trade receivable as there is a legally enforceable right to receive payment, reduce inventory for the value of goods shipped as legal title has passed to the logistics provider and defer the related margin as deferred revenue in the consolidated balance sheets. Any price adjustments are recorded as a change to deferred revenue at the time the adjustments are agreed upon.

Arrangements with certain OEM customers provide for pricing that is dependent upon the end products into which our SoCs are used. These arrangements may also entitle us to a share of the product margin ultimately realized by the OEM. The minimum guaranteed amount of revenue related to the sale of products subject to these arrangements is recognized when all other elements of revenue recognition are met. Any amounts at the date of shipment invoiced in excess of the minimum guaranteed contract price are deferred until the additional amounts we are entitled to are fixed or determinable. Additional amounts earned by us resulting from margin sharing arrangements and determination of the end products into which the products are ultimately incorporated are recognized when end customer sales volume is reported to us. Revenue from margin sharing arrangements was not material for the fiscal years ended January 31, 2017, 2016 and 2015, respectively.

We also enter into engineering service agreements with certain customers. These agreements may include multiple deliverables, such as software development services, licensing of intellectual property and post-contract customer support, or PCS. We do not sell separately any of these components and do not have Vendor Specific Objective Evidence, or VSOE, for the deliverables. Accordingly, revenues from these agreements are deferred for any amounts billed until delivery of all the elements. If the agreements include PCS, the revenues are recognized ratably over the estimated supporting periods. Revenue from engineering service agreements was not material for the fiscal years ended January 31, 2017, 2016 and 2015, respectively.

Cash Equivalents and Marketable Securities

We consider all highly liquid investments with original maturities of less than three months at the time of purchase to be cash equivalents. Investments that are highly liquid with original maturities at the time of purchase greater than three months are considered as marketable securities.

We classify these investments as “available-for-sale” securities carried at fair value, based on quoted market prices of similar assets, with the unrealized gains or losses reported, net of tax, as a separate component of shareholders’ equity and included in accumulated other comprehensive income (loss) in the consolidated balance sheets. The amortization of premiums and accretion of discounts and the realized gains and losses are both recorded in other income (loss), net in the consolidated statements of operations. We review our investments for possible other-than-temporary impairments on a regular basis. If any loss on investment is believed to be other-than-temporary, a charge will be recorded and a new cost basis in the investment will be established. In evaluating whether a loss on a security is other-than-temporary, we consider the following factors: 1) general market conditions, 2) the duration and extent to which the fair value is less than cost, 3) our intent and ability to hold the investment.

For securities in an unrealized loss position which is deemed to be other-than-temporary, the difference between the security’s then-current amortized cost basis and fair value is separated into (i) the amount of the impairment related to the credit loss (i.e., the credit loss component) and (ii) the amount of the impairment related to all other factors (i.e., the non-credit loss component). The credit loss component is recognized in earnings. The non-credit loss component is recognized in accumulated other comprehensive loss. Due to the relative short term nature of the investments, there have been no other-than-temporary impairments recorded to date.

Inventory Valuation

We record inventories at the lower of cost or market. The cost includes materials and other production costs and is computed using standard cost on a first-in, first-out basis. Inventory reserves are recorded for estimated obsolescence or unmarketable inventories based on forecast of future demand and market conditions. If actual market conditions are less favorable than projected, or if future demand for the Company’s products decreases, additional inventory write-downs may be required. Once inventory is written down, a new accounting cost basis is established and, accordingly, any associated reserve is not released until the inventory is sold or scrapped. There have been no material inventory losses recognized to date.

Business Combinations and Intangible Assets

We allocate the fair value of purchase price to the assets acquired and liabilities assumed based on their estimated fair values. The excess of the fair value of purchase price over the fair values of these identifiable assets and liabilities is recorded as goodwill. When determining the fair values of assets acquired and liabilities assumed, especially with respect to intangible assets, our management makes significant estimates and assumptions.

Critical estimates in valuing certain intangible assets include, but are not limited to, replacement cost. Our estimates of fair value are based upon assumptions believed to be reasonable, but which are inherently uncertain and unpredictable and, as a result, actual results may differ from estimates.

Goodwill and In-Process Research and Development

Goodwill and in-process research and development, or IPR&D, are required to be tested for impairment at least annually or sooner whenever events or changes in circumstances indicate that the assets may be impaired. We have a single reporting unit for goodwill impairment test purposes based on our business and reporting structure.

We do not amortize goodwill. Acquired IPR&D is capitalized at fair value as an intangible asset and amortization commences upon completion of the underlying projects. When a project underlying reported IPR&D is completed, the corresponding amount of IPR&D is reclassified as an amortizable purchased intangible asset and is amortized over its estimated useful life.

Stock-Based Compensation

We measure stock-based compensation for equity awards granted to employees and directors based on the estimated fair value on the grant date, and recognizes that compensation as expense using the straight-line attribution method for service condition awards or using the graded-vesting attribution method for awards with performance conditions over the requisite service period, which is typically the vesting period of each award. We determine the fair value of restricted stock and restricted stock units based on the fair market value of our ordinary shares on the grant date. We use the Black-Scholes option pricing model to determine the fair value of stock options. Determining the fair value of stock options on the grant date requires the input of various assumptions, including stock price of the underlying ordinary share, the exercise price of the stock option, expected volatility, expected term, risk-free interest rate and dividend rate. The expected term is calculated using the simplified method as prescribed in the guidance provided by the Securities and Exchange Commission, as neither relevant historical experience nor other relevant data are available to estimate future exercise behavior. The expected volatility is based on the historical volatilities of similar companies whose share prices are publicly available for a period commensurate with the expected term. The risk-free interest rate is derived from the average U.S. Treasury constant maturity rates during the respective periods commensurate with the expected term. The expected dividend yield is zero because we have not historically paid dividends and have no present intention to pay dividends. Upon adoption of ASU 2016-09 in the first quarter of fiscal year 2017, we elect to account for forfeitures as they occur.

Net Income Per Ordinary Share

Basic earnings per share is computed by dividing net income available to ordinary shareholders by the weighted-average number of ordinary shares outstanding during the period. Diluted earnings per share is computed by dividing net income available to ordinary shareholders by the weighted-average number of ordinary shares outstanding during the period increased to include the number of additional ordinary shares that would have been outstanding if the potentially dilutive securities had been issued. Potentially dilutive securities include outstanding stock options, shares to be purchased under the Company's employee stock purchase plan, unvested restricted stock and restricted stock units. The dilutive effect of potentially dilutive securities is reflected in diluted earnings per share by application of the treasury stock method.

Income Taxes

We record income taxes using the asset and liability method, which requires the recognition of deferred tax assets and liabilities for the expected future tax consequences of events that have been recognized in our financial statements or tax returns. In estimating future tax consequences, generally all expected future events other than enactments or changes in the tax law or rates are considered. Valuation allowances are provided when necessary to reduce deferred tax assets to the amount expected to be realized.

We apply authoritative guidance for the accounting for uncertainty in income taxes. The guidance requires that tax effects of a position be recognized only if it is "more likely than not" to be sustained based solely on its technical merits as of the reporting date. Upon estimating our tax positions and tax benefits, we consider and evaluate numerous factors, which may require periodic adjustments and which may not reflect the final tax liabilities. We adjust our financial statements to reflect only those tax positions that are more likely than not to be sustained under examination.

As part of the process of preparing consolidated financial statements, we are required to estimate our taxes in each of the jurisdictions in which we operate. We estimate actual current tax exposure together with assessing temporary differences resulting from differing treatment of items, such as accruals and allowances not currently deductible for tax purposes. These differences result in deferred tax assets, which are included in the consolidated balance sheets. In general, deferred tax assets represent future tax benefits to be received when certain expenses previously recognized in the consolidated statements of operations become deductible expenses under applicable income tax laws, or loss or credit carryforwards are utilized.

In assessing whether deferred tax assets may be realized, we consider whether it is more likely than not that some portion or all of deferred tax assets will be realized. The ultimate realization of deferred tax assets is dependent upon the generation of future taxable income.

We make estimates and judgments about our future taxable income based on assumptions that are consistent with our plans and estimates. Should the actual amounts differ from estimates, the amount of valuation allowance could be materially impacted. Any adjustment to the deferred tax asset valuation allowance would be recorded in the consolidated income statement for the periods in which the adjustment is determined to be required.

ITEM 7A. QUANTITATIVE AND QUALITATIVE DISCLOSURES ABOUT MARKET RISK

We had cash, cash equivalents and marketable securities totaling \$405.4 million and \$307.9 million at January 31, 2017 and 2016, respectively. Our cash is deposited in standard bank accounts. The cash equivalents and marketable securities consist primarily of investments in debt securities. Our cash is held for working capital purposes. We do not enter into investments for trading or speculative purposes.

Interest Rate Fluctuation Risk

The primary objectives of our investment activities are to preserve principal, provide liquidity and maximize income without significantly increasing risk. Some of the securities we invest in are subject to market risk. This means that a change in prevailing interest rates may cause the principal amount of the investment to fluctuate. To minimize this risk, we maintain our portfolio of short-term investments in a variety of debt securities with high liquidity. We do not enter into investments for trading or speculative purposes. A 10% change in interest rates will not have a material impact on our future interest income or investment fair value. The risk associated with fluctuating interest rates is limited to our investment portfolio.

Foreign Currency Risk

To date, all of our product sales and inventory purchases have been denominated in U.S. dollars. We therefore have not had any foreign currency risk associated with these two activities. The functional currency of all of our entities is the U.S. dollar. Our operations outside of the United States incur operating expenses and hold assets and liabilities denominated in foreign currencies, principally the New Taiwan Dollar and the Chinese Yuan Renminbi. Our results of operations and cash flows are, therefore, subject to fluctuations due to changes in foreign currency exchange rates, and certain currency exchange rates, such as the exchange rate between the Chinese Yuan Renminbi and the U.S. dollar, have been especially volatile in the recent past. Given that the operating expenses that we incur in currencies other than U.S. dollars have not been a significant percentage of our total revenue, we believe that the exposure to foreign currency fluctuation risk from operating expenses is not material at this time. As we grow our operations, our exposure to foreign currency risk could become more significant. To date, we have not entered into any foreign currency exchange contracts and currently do not expect to enter into foreign currency exchange contracts for trading or speculative purposes.

ITEM 8. FINANCIAL STATEMENTS AND SUPPLEMENTARY DATA**Financial Statements**

The financial statements required by this Item are set forth as a separate section of this Annual Report on Form 10-K. See Item 15 for a listing of financial statements provided in the section titled “Financial Statements.”

Supplementary Data (Unaudited)

The following table sets forth unaudited supplementary quarterly financial data for the two year period ended January 31, 2017. In management’s opinion, the unaudited data has been prepared on the same basis as the audited information and includes all adjustments necessary for a fair presentation of the data for the periods presented.

	For the Three Months Ended							
	Apr. 30, 2016	Jul. 31, 2016	Oct. 31, 2016	Jan. 31, 2017	Apr. 30, 2015	Jul. 31, 2015	Oct. 31, 2015	Jan. 31, 2016
	(in thousands, except per share data)							
Revenue	\$ 57,157	\$ 65,142	\$ 100,490	\$ 87,508	\$ 71,013	\$ 84,193	\$ 93,200	\$ 67,967
Cost of revenue	20,450	21,672	34,167	28,994	25,095	29,345	31,938	24,651
Gross profit	36,707	43,470	66,323	58,514	45,918	54,848	61,262	43,316
Operating expenses:								
Research and development	24,466	23,643	25,967	27,129	16,583	20,840	22,062	23,442
Selling, general and administrative	10,893	10,565	10,686	11,302	9,010	9,087	8,873	10,768
Total operating expenses	35,359	34,208	36,653	38,431	25,593	29,927	30,935	34,210
Income from operations	1,348	9,262	29,670	20,083	20,325	24,921	30,327	9,106
Other income	27	171	132	188	27	127	169	207
Income before income taxes	1,375	9,433	29,802	20,271	20,352	25,048	30,496	9,313
Provision (benefit) for income taxes	(408)	801	757	1,921	1,498	1,951	1,035	4,217
Net income	<u>\$ 1,783</u>	<u>\$ 8,632</u>	<u>\$ 29,045</u>	<u>\$ 18,350</u>	<u>\$ 18,854</u>	<u>\$ 23,097</u>	<u>\$ 29,461</u>	<u>\$ 5,096</u>
Net income per share attributable to ordinary shareholders:								
Basic	\$ 0.05	\$ 0.27	\$ 0.89	\$ 0.56	\$ 0.61	\$ 0.73	\$ 0.93	\$ 0.16
Diluted	\$ 0.05	\$ 0.25	\$ 0.84	\$ 0.53	\$ 0.56	\$ 0.68	\$ 0.87	\$ 0.15

Net income per ordinary share for the year is computed independently and may not equal the sum of the quarterly net income per ordinary share.

Our quarterly revenues and operating results are difficult to forecast. Therefore, we believe that period-to-period comparisons of our operating results will not necessarily be meaningful, and should not be relied upon as an indication of future performance. Also, operating results may fall below our expectations and the expectations of analysts or investors in one or more future quarters. If this were to occur, the market price of our ordinary shares would likely decline. For further information regarding the quarterly fluctuation of our revenues and operating results, see Item 1A, “Risk Factors—Fluctuations in our operating results on a quarterly and annual basis could cause the market price of our ordinary shares to decline”.

ITEM 9. CHANGES IN AND DISAGREEMENTS WITH ACCOUNTANTS ON ACCOUNTING AND FINANCIAL DISCLOSURE

Not applicable.

ITEM 9A. CONTROLS AND PROCEDURES**Evaluation of Disclosure Controls and Procedures**

Our management, with the participation of our Chief Executive Officer and Chief Financial Officer, has evaluated the effectiveness of our disclosure controls and procedures as of the end of the period covered by this Annual Report on Form 10-K. The term “disclosure controls and procedures” (as defined in Rules 13a- 15(e) and 15d- 15(e)) under the Exchange Act, means controls and other procedures of a company that are designed to ensure that information required to be disclosed by a company in the reports that it files or submits under the Exchange Act is recorded, processed, summarized and reported, within the time periods specified in the SEC’s rules and forms. Disclosure controls and procedures include, without limitation, controls and procedures designed to ensure that information required to be disclosed by a company in the reports that it files or submits under the Exchange Act is accumulated and communicated to the company’s management, including its principal executive and principal financial officers, as appropriate to allow timely decisions regarding required disclosure. Management recognizes that any controls and procedures, no matter how well designed and operated, can provide only reasonable assurance of achieving their objectives and management necessarily applies its judgment in evaluating the cost-benefit relationship of possible controls and procedures.

Based upon such evaluation, our Chief Executive Officer and Chief Financial Officer have concluded that, as of January 31, 2017, our disclosure controls and procedures were effective at the reasonable assurance level.

Management’s Report on Internal Control over Financial Reporting

Management of the Company is responsible for establishing and maintaining adequate internal control over financial reporting as defined in Rules 13a-15(f) and 15(d)-15(f) under the Exchange Act. The Company’s internal control over financial reporting is designed to provide reasonable assurance regarding the reliability of financial reporting and the preparation of financial statements for external purposes in accordance with generally accepted accounting principles. Because of its inherent limitations, internal control over financial reporting may not prevent or detect misstatements. Projections of any evaluation of effectiveness to future periods are subject to the risk that controls may become inadequate because of changes in conditions, or that the degree of compliance with the policies or procedures may deteriorate.

Management has evaluated the effectiveness of our internal control over financial reporting based on the framework in *Internal Control-Integrated Framework (2013)*, issued by the Committee of Sponsoring Organizations of the Treadway Commission (“COSO”). Based on this evaluation, management has concluded that our internal control over financial reporting was effective as of January 31, 2017.

The effectiveness of our internal control over financial reporting as of January 31, 2017 has been audited by PricewaterhouseCoopers LLP, an independent registered public accounting firm, as stated in their report, which appears herein.

Changes in Internal Control over Financial Reporting

There were no changes in our internal control over financial reporting during the Company’s fiscal quarter ended January 31, 2017 that have materially affected, or are reasonably likely to materially affect, the Company’s internal control over financial reporting.

Inherent Limitations of Disclosure Controls and Internal Control over Financial Reporting

Because of their inherent limitations, our disclosure controls and procedures and our internal control over financial reporting may not prevent material errors or fraud. A control system, no matter how well conceived and operated, can provide only reasonable, not absolute, assurance that the objectives of the control system are met. The effectiveness of our disclosure controls and procedures and our internal control over financial reporting is subject to risks, including that the controls may become inadequate because of changes in conditions or that the degree of compliance with our policies or procedures may deteriorate.

ITEM 9B. OTHER INFORMATION

Not applicable.

PART III

ITEM 10. DIRECTORS, EXECUTIVE OFFICERS AND CORPORATE GOVERNANCE

The information responsive to this item is incorporated herein by reference to our Proxy Statement for our 2017 annual meeting of shareholders to be filed with the Securities and Exchange Commission pursuant to Regulation 14A not later than 120 days after the end of the fiscal year covered by this Annual Report on Form 10-K.

We have a Code of Business Conduct and Ethics for all of our directors, officers and employees. We also have a Code of Ethics for Finance Team applicable to our Chief Executive Officer, Chief Financial Officer and other Senior Financial Officers. These documents are available on our website at <http://investor.ambarella.com/governance.cfm>. To date, there have been no waivers under our Code of Business Conduct and Ethics and Code of Ethics for Finance Team. We will post any amendments or waivers, if and when granted, of our Code of Business Conduct and Ethics and Code of Ethics for Finance Team on our website.

ITEM 11. EXECUTIVE COMPENSATION

The information responsive to this item is incorporated herein by reference to our Proxy Statement for our 2017 annual meeting of shareholders to be filed with the Securities and Exchange Commission pursuant to Regulation 14A not later than 120 days after the end of the fiscal year covered by this Annual Report on Form 10-K.

ITEM 12. SECURITY OWNERSHIP OF CERTAIN BENEFICIAL OWNERS AND MANAGEMENT AND RELATED STOCKHOLDER MATTERS

The information responsive to this item is incorporated herein by reference to our Proxy Statement for our 2017 annual meeting of shareholders to be filed with the Securities and Exchange Commission pursuant to Regulation 14A not later than 120 days after the end of the fiscal year covered by this Annual Report on Form 10-K.

ITEM 13. CERTAIN RELATIONSHIPS AND RELATED TRANSACTIONS, AND DIRECTOR INDEPENDENCE

The information responsive to this item is incorporated herein by reference to our Proxy Statement for our 2017 annual meeting of shareholders to be filed with the Securities and Exchange Commission pursuant to Regulation 14A not later than 120 days after the end of the fiscal year covered by this Annual Report on Form 10-K.

ITEM 14. PRINCIPAL ACCOUNTANT FEES AND SERVICES

The information responsive to this item is incorporated herein by reference to our Proxy Statement for our 2017 annual meeting of shareholders to be filed with the Securities and Exchange Commission pursuant to Regulation 14A not later than 120 days after the end of the fiscal year covered by this Annual Report on Form 10-K.

PART IV

ITEM 15. EXHIBITS AND FINANCIAL STATEMENT SCHEDULES

(a) (1) Financial Statements

The following consolidated financial statements of the Registrant and Report of PricewaterhouseCoopers LLP, Independent Registered Public Accounting Firm, are included herewith:

<u>Financial Statement Description</u>	<u>Page</u>
• Report of Independent Registered Public Accounting Firm	62
• Consolidated Balance Sheets As of January 31, 2017 and 2016	63
• Consolidated Statements of Operations For the Years Ended January 31, 2017, 2016 and 2015	64
• Consolidated Statements of Comprehensive Income For the Years Ended January 31, 2017, 2016 and 2015	65
• Consolidated Statements of Shareholders' Equity For the Years Ended January 31, 2017, 2016 and 2015	66
• Consolidated Statements of Cash Flows For the Years Ended January 31, 2017, 2016 and 2015	67
• Notes to Consolidated Financial Statements	68

(a) (2) Financial Statement Schedule

Financial statement schedules are omitted because they are not applicable or the required information is shown in the Financial Statements or the notes thereto.

(b) Exhibits

The exhibits listed below in the accompanying "Index to Exhibits" are filed or incorporated by reference as part of this Annual Report on Form 10-K.

Report of Independent Registered Public Accounting Firm

To the Board of Directors and Shareholders of Ambarella, Inc.

In our opinion, the accompanying consolidated balance sheets and the related consolidated statements of operations, of comprehensive income, shareholders' equity and of cash flows present fairly, in all material respects, the financial position of Ambarella, Inc. and its subsidiaries at January 31, 2017 and January 31, 2016, and the results of their operations and their cash flows for each of the three years in the period ended January 31, 2017 in conformity with accounting principles generally accepted in the United States of America. Also in our opinion, the Company maintained, in all material respects, effective internal control over financial reporting as of January 31, 2017, based on criteria established in Internal Control - Integrated Framework (2013) issued by the Committee of Sponsoring Organizations of the Treadway Commission (COSO). The Company's management is responsible for these financial statements, for maintaining effective internal control over financial reporting and for its assessment of the effectiveness of internal control over financial reporting, included in Management's Report on Internal Control over Financial Reporting appearing under Item 9A. Our responsibility is to express opinions on these financial statements and on the Company's internal control over financial reporting based on our integrated audits. We conducted our audits in accordance with the standards of the Public Company Accounting Oversight Board (United States). Those standards require that we plan and perform the audits to obtain reasonable assurance about whether the financial statements are free of material misstatement and whether effective internal control over financial reporting was maintained in all material respects. Our audits of the financial statements included examining, on a test basis, evidence supporting the amounts and disclosures in the financial statements, assessing the accounting principles used and significant estimates made by management, and evaluating the overall financial statement presentation. Our audit of internal control over financial reporting included obtaining an understanding of internal control over financial reporting, assessing the risk that a material weakness exists, and testing and evaluating the design and operating effectiveness of internal control based on the assessed risk. Our audits also included performing such other procedures as we considered necessary in the circumstances. We believe that our audits provide a reasonable basis for our opinions.

As discussed in Note 1 to the consolidated financial statements, the Company changed the manner in which it accounts for certain elements of its employee share-based payments in 2017.

A company's internal control over financial reporting is a process designed to provide reasonable assurance regarding the reliability of financial reporting and the preparation of financial statements for external purposes in accordance with generally accepted accounting principles. A company's internal control over financial reporting includes those policies and procedures that (i) pertain to the maintenance of records that, in reasonable detail, accurately and fairly reflect the transactions and dispositions of the assets of the company; (ii) provide reasonable assurance that transactions are recorded as necessary to permit preparation of financial statements in accordance with generally accepted accounting principles, and that receipts and expenditures of the company are being made only in accordance with authorizations of management and directors of the company; and (iii) provide reasonable assurance regarding prevention or timely detection of unauthorized acquisition, use, or disposition of the company's assets that could have a material effect on the financial statements.

Because of its inherent limitations, internal control over financial reporting may not prevent or detect misstatements. Also, projections of any evaluation of effectiveness to future periods are subject to the risk that controls may become inadequate because of changes in conditions, or that the degree of compliance with the policies or procedures may deteriorate.

/s/ PricewaterhouseCoopers LLP

San Jose, California
March 30, 2017

AMBARELLA, INC.
CONSOLIDATED BALANCE SHEETS
(in thousands, except share and per share data)

	January 31, 2017	January 31, 2016
ASSETS		
Current assets:		
Cash and cash equivalents	\$ 322,872	\$ 268,056
Marketable securities	82,522	39,837
Accounts receivable, net	38,596	39,408
Inventories	20,145	18,167
Restricted cash	8	7
Prepaid expenses and other current assets	4,392	4,170
Total current assets	468,535	369,645
Property and equipment, net	4,988	3,448
Deferred tax assets, non-current	5,774	4,626
Intangible assets, net	4,149	4,178
Goodwill	26,601	26,601
Other non-current assets	2,224	2,117
Total assets	<u>\$ 512,271</u>	<u>\$ 410,615</u>
LIABILITIES AND SHAREHOLDERS' EQUITY		
Current liabilities:		
Accounts payable	19,955	14,175
Accrued liabilities	26,448	23,778
Income taxes payable	568	787
Deferred revenue, current	7,425	10,077
Total current liabilities	54,396	48,817
Other long-term liabilities	3,241	12,342
Total liabilities	57,637	61,159
Commitments and contingencies (Note 14)		
Shareholders' equity:		
Preference shares, \$0.00045 par value per share, 20,000,000 shares authorized and no shares issued and outstanding at January 31, 2017 and January 31, 2016, respectively	—	—
Ordinary shares, \$0.00045 par value per share, 200,000,000 shares authorized at January 31, 2017 and January 31, 2016, respectively; 33,369,032 shares issued and outstanding at January 31, 2017; 32,333,359 shares issued and outstanding at January 31, 2016	15	15
Additional paid-in capital	212,276	176,306
Accumulated other comprehensive loss	(70)	(7)
Retained earnings	242,413	173,142
Total shareholders' equity	454,634	349,456
Total liabilities and shareholders' equity	<u>\$ 512,271</u>	<u>\$ 410,615</u>

See accompanying notes to consolidated financial statements.

AMBARELLA, INC.
CONSOLIDATED STATEMENTS OF OPERATIONS
(in thousands, except share and per share data)

	Year Ended January 31,		
	2017	2016	2015
Revenue	\$ 310,297	\$ 316,373	\$ 218,278
Cost of revenue	105,283	111,029	79,142
Gross profit	205,014	205,344	139,136
Operating expenses:			
Research and development	101,205	82,927	57,978
Selling, general and administrative	43,446	37,738	29,297
Total operating expenses	144,651	120,665	87,275
Income from operations	60,363	84,679	51,861
Other income	518	530	175
Income before income taxes	60,881	85,209	52,036
Provision for income taxes	3,071	8,701	1,465
Net income	\$ 57,810	\$ 76,508	\$ 50,571
Net income per share attributable to ordinary shareholders:			
Basic	\$ 1.77	\$ 2.42	\$ 1.70
Diluted	\$ 1.68	\$ 2.27	\$ 1.57
Weighted-average shares used to compute net income per share attributable to ordinary shareholders:			
Basic	32,671,221	31,633,936	29,742,653
Diluted	34,327,724	33,755,709	32,278,127

See accompanying notes to consolidated financial statements.

AMBARELLA, INC.
CONSOLIDATED STATEMENTS OF COMPREHENSIVE INCOME
(in thousands)

	Year Ended January 31,		
	2017	2016	2015
Net income	\$ 57,810	\$ 76,508	\$ 50,571
Other comprehensive loss, net of tax:			
Unrealized losses on investments	(63)	(6)	(1)
Other comprehensive loss, net of tax	(63)	(6)	(1)
Comprehensive income	<u>\$ 57,747</u>	<u>\$ 76,502</u>	<u>\$ 50,570</u>

See accompanying notes to consolidated financial statements.

AMBARELLA, INC.
CONSOLIDATED STATEMENTS OF SHAREHOLDERS' EQUITY
(in thousands, except share data)

	Outstanding Ordinary Shares		Additional Paid-in Capital	Accumulated Other Comprehensive Loss	Retained Earnings	Total
	Shares	Amount				
Balance--January 31, 2014	28,748,513	\$ 13	\$ 110,285	\$ —	\$ 46,063	\$ 156,361
Exercise of stock options, dollar amounts net of unvested stock options exercised early	1,456,944	1	8,507	—	—	8,508
Vesting of early exercised stock options	—	—	59	—	—	59
Vesting of restricted stock units	484,296	—	—	—	—	—
Employee stock purchase plan	147,776	—	2,735	—	—	2,735
Stock-based compensation expense related to stock awards granted to employees and consultants	—	—	15,692	—	—	15,692
Excess income tax benefit associated with stock-based compensation	—	—	3,286	—	—	3,286
Net unrealized losses on investments - net of taxes	—	—	—	(1)	—	(1)
Net income	—	—	—	—	50,571	50,571
Balance--January 31, 2015	<u>30,837,529</u>	<u>14</u>	<u>140,564</u>	<u>(1)</u>	<u>96,634</u>	<u>237,211</u>
Exercise of stock options	567,888	1	5,175	—	—	5,176
Restricted stock awards granted	84,239	—	—	—	—	—
Vesting of restricted stock units	764,517	—	—	—	—	—
Employee stock purchase plan	79,186	—	3,100	—	—	3,100
Stock-based compensation expense related to stock awards granted to employees and consultants	—	—	31,094	—	—	31,094
Excess income tax benefit associated with stock-based compensation	—	—	(3,627)	—	—	(3,627)
Net unrealized losses on investments - net of taxes	—	—	—	(6)	—	(6)
Net income	—	—	—	—	76,508	76,508
Balance--January 31, 2016	<u>32,333,359</u>	<u>15</u>	<u>176,306</u>	<u>(7)</u>	<u>173,142</u>	<u>349,456</u>
Cumulative effect of change in accounting principle	—	—	227	—	11,461	11,688
Exercise of stock options	235,923	—	3,230	—	—	3,230
Restricted stock awards granted	184,155	—	—	—	—	—
Vesting of restricted stock units	894,710	—	—	—	—	—
Employee stock purchase plan	125,974	—	4,034	—	—	4,034
Stock repurchase	(405,089)	—	(20,183)	—	—	(20,183)
Stock-based compensation expense related to stock awards granted to employees and consultants	—	—	48,832	—	—	48,832
Excess income tax benefit associated with stock-based compensation	—	—	(170)	—	—	(170)
Net unrealized losses on investments - net of taxes	—	—	—	(63)	—	(63)
Net income	—	—	—	—	57,810	57,810
Balance--January 31, 2017	<u>33,369,032</u>	<u>\$ 15</u>	<u>\$ 212,276</u>	<u>\$ (70)</u>	<u>\$ 242,413</u>	<u>\$ 454,634</u>

See accompanying notes to consolidated financial statements.

AMBARELLA, INC.
CONSOLIDATED STATEMENTS OF CASH FLOWS
(in thousands)

	Year Ended January 31,		
	2017	2016	2015
Cash flows from operating activities:			
Net income	\$ 57,810	\$ 76,508	\$ 50,571
Adjustments to reconcile net income to net cash provided by operating activities:			
Depreciation of property and equipment	1,585	1,606	1,335
Amortization/accretion of marketable securities	246	525	675
Loss on disposal of long-lived assets	43	13	21
Stock-based compensation	48,832	31,094	15,692
Excess income tax benefits associated with stock-based compensation	—	—	(3,286)
Other non-cash items, net	40	142	26
Changes in operating assets and liabilities, net of effects of acquisitions:			
Accounts receivable	812	1,262	(21,343)
Inventories	(1,978)	3,627	(11,241)
Prepaid expenses and other current assets	(216)	(572)	(563)
Deferred tax assets	853	1,291	(3,184)
Other assets	(107)	(114)	307
Accounts payable	5,780	(6,880)	12,715
Accrued liabilities	2,069	4,189	6,837
Income taxes payable	(219)	244	3,490
Deferred tax liabilities	(89)	43	83
Deferred revenue	(2,652)	4,939	274
Other long-term liabilities	505	5,644	(151)
Net cash provided by operating activities	<u>113,314</u>	<u>123,561</u>	<u>52,258</u>
Cash flows from investing activities:			
Acquisition, net of cash acquired	—	(29,905)	—
Investment in a private company	—	—	(290)
Purchase of investments	(115,546)	(52,786)	(59,807)
Sales of investments	31,078	17,732	8,729
Maturities of investments	41,435	32,248	12,668
Purchase of property and equipment	(2,701)	(2,085)	(1,361)
Net cash used in investing activities	<u>(45,734)</u>	<u>(34,796)</u>	<u>(40,061)</u>
Cash flows from financing activities:			
Proceeds from exercise of stock options and employee stock purchase plan	7,419	9,000	11,414
Stock repurchase	(20,183)	—	—
Excess income tax benefits associated with stock-based compensation	—	—	3,286
Net cash provided by (used in) financing activities	<u>(12,764)</u>	<u>9,000</u>	<u>14,700</u>
Net increase in cash and cash equivalents	54,816	97,765	26,897
Cash and cash equivalents at beginning of period	268,056	170,291	143,394
Cash and cash equivalents at end of period	<u>\$ 322,872</u>	<u>\$ 268,056</u>	<u>\$ 170,291</u>
Supplemental disclosure of cash flow information:			
Cash paid for income taxes	<u>\$ 2,070</u>	<u>\$ 1,618</u>	<u>\$ 1,069</u>
Supplemental disclosure of noncash investing activities:			
Increase in accrued liabilities related to non-monetary assets purchases	<u>\$ 481</u>	<u>\$ 43</u>	<u>\$ 75</u>

See accompanying notes to consolidated financial statements

1. Organization and Summary of Significant Accounting Policies

Organization

Ambarella, Inc. (the “Company”) was incorporated in the Cayman Islands on January 15, 2004. The Company is a developer of semiconductor processing solutions for video that enable high-definition video capture, sharing, analysis and display. The Company combines its processor design capabilities with its expertise in video and image processing, algorithms and software to provide a technology platform that is designed to be easily scalable across multiple applications and enable rapid and efficient product development. The Company’s system-on-a-chip, or SoC, designs fully integrate high-definition video processing, image processing, analysis, audio processing and system functions onto a single chip, delivering exceptional video and image quality, differentiated functionality and low power consumption.

The Company sells its solutions to leading original design manufacturers, or ODMs, and original equipment manufacturers, or OEMs, globally.

Basis of Consolidation

The Company’s fiscal year ends on January 31. The consolidated financial statements of the Company and its subsidiaries have been prepared in conformity with generally accepted accounting principles in the United States (“U.S. GAAP”). All intercompany transactions and balances have been eliminated in consolidation.

Use of Estimates

The preparation of consolidated financial statements in conformity with U.S. GAAP requires management to make estimates and assumptions that affect the reported amounts of assets and liabilities, the disclosure of contingent assets and liabilities at the date of the financial statements and the reported amounts of revenue and expense during the reported periods. Actual results could differ from those estimates.

On an ongoing basis, management evaluates its estimates and assumptions, including those related to (i) the collectibility of accounts receivable; (ii) write down of excess and obsolete inventories; (iii) intangible assets and goodwill; (iv) the estimated useful lives of long-lived assets; (v) impairment of long-lived assets and financial instruments; (vi) warranty obligations; (vii) the valuation of stock-based compensation awards and financial instruments; (viii) the probability of performance objectives achievement; (ix) the realization of tax assets and estimates of tax liabilities, including reserves for uncertain tax positions; and (x) the recognition and disclosure of contingent liabilities. These estimates and assumptions are based on historical experience and on various other factors which the Company believes to be reasonable under the circumstances. The Company may engage third-party valuation specialists to assist with estimates related to the valuation of financial instruments and assets associated with various contractual arrangements. Such estimates often require the selection of appropriate valuation methodologies and significant judgment. Actual results could differ from these estimates under different assumptions or circumstances and such differences could be material.

Concentration of Risk

The Company’s products are manufactured, assembled and tested by third-party contractors located primarily in Asia. The Company does not have long-term agreements with these contractors. A significant disruption in the operations of one or more of these contractors would impact the production of the Company’s products which could have a material adverse effect on its business, financial condition and results of operations.

A substantial portion of the Company’s revenue is derived from sales through its logistics provider, Wintech Microelectronics Co., Ltd., or Wintech, which serves as its non-exclusive sales representative and logistics provider in Asia other than Japan, and through one direct OEM customer, GoPro Inc., or GoPro. Termination of the relationships with these two customers could result in a temporary or permanent loss of revenue and termination of the relationship with Wintech could result in an obligation to repurchase unsold product. Furthermore, any credit issues from these two customers could impair their abilities to make timely payment to the Company. See Note 15 for additional information regarding concentration with these two customers.

Financial instruments that potentially subject the Company to concentrations of credit risk consist primarily of cash, cash equivalents, marketable securities and accounts receivable. The Company maintains its cash primarily in checking and money market accounts with reputable financial institutions. Cash deposits held with these financial institutions may exceed the amount of insurance provided on such deposits. The Company has not experienced any material losses on deposits of its cash. The cash equivalents and marketable securities consist primarily of money market funds, demand deposits, asset-backed securities, commercial paper, U.S. government securities and debt securities of corporations which management assesses to be highly liquid, in order to limit the exposure of each investment. The Company does not hold or issue financial instruments for trading purposes.

The Company performs ongoing credit evaluation of its customers and adjusts credit limits based upon payment history and customers' credit worthiness. The Company regularly monitors collections and payments from its customers.

Foreign Currency Transactions

The U.S. dollar is the functional currency for the Company and its subsidiaries. Monetary assets and liabilities denominated in non-U.S. currencies are re-measured to U.S. dollars using current exchange rates in effect at the balance sheet date. Nonmonetary assets and liabilities are re-measured to U.S. dollars using historical exchange rates. Monetary and other accounts are re-measured to U.S. dollars using average exchange rates in effect during each period. Gains or losses from foreign currency re-measurement are included in other income (loss), net in the consolidated statements of operations, and, to date, have not been material.

Fair Value of Financial Instruments

The fair value accounting is applied to all financial assets and liabilities and non-financial assets and liabilities that are recognized or disclosed in the financial statements on a recurring basis. The carrying amounts reflected in the consolidated balance sheets for cash equivalents, accounts receivable, accounts payable, accrued liabilities and other current liabilities, approximate fair value due to the short-term nature.

Cash Equivalents and Marketable Securities

The Company considers all highly liquid investments with original maturities of less than three months at the time of purchase to be cash equivalents. Investments that are highly liquid with original maturities at the time of purchase greater than three months are considered as marketable securities.

The Company classifies these investments as "available-for-sale" securities carried at fair value, based on quoted market prices of similar assets, with the unrealized gains or losses reported, net of tax, as a separate component of shareholders' equity and included in accumulated other comprehensive income (loss) in the consolidated balance sheets. The amortization of premiums and accretion of discounts and the realized gains and losses are both recorded in other income (loss), net in the consolidated statements of operations. The Company reviews its investments for possible other-than-temporary impairments on a regular basis. If any loss on investment is believed to be other-than-temporary, a charge will be recorded and a new cost basis in the investment will be established. In evaluating whether a loss on a security is other-than-temporary, the Company considers the following factors: 1) general market conditions, 2) the duration and extent to which the fair value is less than cost, 3) the Company's intent and ability to hold the investment.

For securities in an unrealized loss position which is deemed to be other-than-temporary, the difference between the security's then-current amortized cost basis and fair value is separated into (i) the amount of the impairment related to the credit loss (i.e., the credit loss component) and (ii) the amount of the impairment related to all other factors (i.e., the non-credit loss component). The credit loss component is recognized in earnings. The non-credit loss component is recognized in accumulated other comprehensive income (loss). Due to the relative short term nature of the investments, there have been no other-than-temporary impairments recorded to date.

Trade Accounts Receivable and Allowances for Doubtful Accounts

Trade accounts receivable are recorded at the invoiced amount and do not include finance charges. The Company performs ongoing credit evaluation of its customers and generally requires no collateral. The Company assesses the need for allowances for doubtful accounts for estimated losses resulting from the inability of its customers to make required payments by considering factors such as historical collection experience, credit quality, aging of the accounts receivable balances and current economic conditions that may affect a customer's ability to pay. There were no material write-offs of accounts receivable for the fiscal years ended January 31, 2017, 2016 and 2015, respectively. There were no material allowance for doubtful accounts recorded as of January 31, 2017 and 2016, respectively.

Inventories

The Company records inventories at the lower of cost or market. The cost includes materials and other production costs and is computed using standard cost on a first-in, first-out basis. Inventory reserves are recorded for estimated obsolescence or unmarketable inventories based on forecast of future demand and market conditions. If actual market conditions are less favorable than projected, or if future demand for the Company's products decrease, additional inventory write-downs may be required. Once inventory is written down, a new accounting cost basis is established and, accordingly, any associated reserve is not released until the inventory is sold or scrapped. There were no material inventory losses recognized for the fiscal years ended January 31, 2017, 2016 and 2015, respectively.

Property and Equipment

Property and equipment are stated at cost and depreciated using the straight-line method over the estimated useful life for computer equipment, computer software, machinery, equipment and furniture and fixture. Leasehold improvements are amortized over the shorter of the lease term or their estimated useful lives. Repairs and maintenance are charged to expense as incurred.

Internal-Use Software

The Company capitalizes certain software that is acquired and developed solely for internal use. The capitalization costs include charges from services provided to develop software during the application development stage, costs incurred to obtain software, and certain costs from employees who are directly associated with and who directly devote time to the project. The capitalization begins when the preliminary project stage is completed and ceases no later than the point at which the project is substantially complete and ready for its intended use after all substantial testing is completed. The internal-use software is amortized over its estimated useful life. Repairs and maintenance are charged to expense as incurred.

Business Combinations and Intangible Assets

The Company allocates the fair value of purchase price to the assets acquired and liabilities assumed based on their estimated fair values. The excess of the fair value of purchase price over the fair values of these identifiable assets and liabilities is recorded as goodwill. When determining the fair values of assets acquired and liabilities assumed, especially with respect to intangible assets, the management makes significant estimates and assumptions.

Critical estimates in valuing certain intangible assets include, but are not limited to, replacement cost. Management's estimates of fair value are based upon assumptions believed to be reasonable, but which are inherently uncertain and unpredictable and, as a result, actual results may differ from estimates.

Goodwill and In-Process Research and Development

The Company does not amortize goodwill. Acquired in-process research and development, or IPR&D, is capitalized at fair value as an intangible asset and amortization commences upon completion of the underlying projects. When a project underlying reported IPR&D is completed, the corresponding amount of IPR&D is reclassified as an amortizable purchased intangible asset and is amortized over its estimated useful life.

Impairment of Long-Lived Assets Including Goodwill and Other Acquired Intangible Assets

The Company reviews property and equipment and intangible assets, excluding goodwill, for impairment whenever events or changes in circumstances indicate that the carrying amount of an asset, or asset group, may not be recoverable. Determination of recoverability of assets to be held and used is measured by a comparison of the carrying amount of an asset, or asset group to estimated undiscounted future cash flows expected to be generated by the asset, or asset group. If the carrying amount of an asset or asset group exceeds its estimated undiscounted future cash flows, an impairment charge is recognized for the amount by which the carrying amount of the asset or asset group exceeds the estimated fair value of the asset or asset group. Fair value is determined based on the estimated discounted future cash flows expected to be generated by the asset or asset group. Events or changes in circumstances that may indicate that an asset is impaired include significant decreases in the market value of an asset, significant underperformance relative to expected historical or projected future results of operations, a change in the extent or manner in which an asset is utilized, significant declines in the estimated fair value of the overall Company for a sustained period, shifts in technology, loss of key management or personnel, changes in the Company's operating model or strategy and competitive forces. There has been no occurrence of events to date that would trigger an impairment analysis. As such, no impairment charge has been recognized as of January 31, 2017.

The Company tests the goodwill for impairment at least annually, or sooner whenever events or changes in circumstances indicate that the asset may be impaired. The Company has a single reporting unit for goodwill impairment test purposes based on its business and reporting structure. No goodwill impairment has been identified to date.

Cost Method Investment

The Company accounts for its investment in a privately held company under the cost method and reports the investment in other non-current assets in the consolidated balance sheets. The Company monitors the carrying value of the investment and records a reduction in carrying value when a decline in value is deemed to be other than temporary. To date, there have been no identified events or changes in circumstances that may have a significant adverse effect on the fair value of this investment and the Company has not recognized any impairment losses related to this investment.

Revenue Recognition

The Company generates revenue from the sales of its SoCs to OEMs or ODMs, either directly or through logistics providers. Revenue from sales directly to OEMs and ODMs is recognized upon shipment provided that persuasive evidence of an arrangement exists, legal title to the products and risk of ownership have transferred, the fee is fixed or determinable, and collection of the resulting receivable is reasonably assured. The Company provides its logistics providers with the rights to return excess levels of inventory and to future price adjustments. Given the inability to reasonably estimate these price changes and returns, revenue and costs related to shipments to logistics providers are deferred until the Company has received notification from its logistics providers that they have sold the Company's products. Information reported by the Company's logistics providers includes product resale price, quantity and end customer shipment information as well as remaining inventory on hand. At the time of shipment to a logistics provider, the Company records a trade receivable as there is a legally enforceable right to receive payment, reduces inventory for the value of goods shipped as legal title has passed to the logistics provider and defers the related margin as deferred revenue in the consolidated balance sheets. Any price adjustments are recorded as a change to deferred revenue at the time the adjustments are agreed upon.

Arrangements with certain OEM customers provide for pricing that is dependent upon the end products into which the Company's SoCs are used. These arrangements may also entitle the Company to a share of the product margin ultimately realized by the OEM. The minimum guaranteed amount of revenue related to the sale of products subject to these arrangements is recognized when all other elements of revenue recognition are met. Any amounts at the date of shipment invoiced in excess of the minimum guaranteed contract price are deferred until the additional amounts the Company is entitled to are fixed or determinable. Additional amounts earned by the Company resulting from margin sharing arrangements and determination of the end products into which the products are ultimately incorporated are recognized when end customer sales volume is reported to the Company. Revenue from margin sharing arrangements was not material for the fiscal years ended January 31, 2017, 2016 and 2015, respectively.

The Company also enters into engineering service agreements with certain customers. These agreements may include multiple deliverables, such as software development services, licensing of intellectual property and post-contract customer support, or PCS. The Company does not sell separately any of these components and does not have Vendor Specific Objective Evidence, or VSOE, for the deliverables. Accordingly, revenues from these agreements are deferred for any amounts billed until delivery of all the elements. If the agreements include PCS, the revenues are recognized ratably over the estimated supporting periods. Revenues from engineering service agreements was not material for the fiscal years ended January 31, 2017, 2016 and 2015, respectively.

Cost of Revenue

Cost of revenue includes cost of materials, cost associated with packaging and assembly, testing and shipping, cost of personnel, stock-based compensation, logistics and quality assurance, warranty cost, royalty expense, write-downs of inventories and allocation of overhead.

Warranty Costs

The Company typically provides warranty on its products. The Company accrues for the estimated warranty costs at the time when revenue is recognized. The warranty accruals are regularly monitored by management based upon historical experience and any specifically identified failures. While the Company engages in extensive product quality assessment, actual product failure rates, material usage or service delivery costs could differ from estimates and revisions to the estimated warranty liability would be required. The Company's warranty accruals were not material for the fiscal years ended January 31, 2017, 2016 and 2015, respectively.

Research and Development

Research and development costs are expensed as incurred and consist primarily of personnel costs, product development costs, which include engineering services, development software and hardware tools, license fees, costs of fabrication of masks for prototype products, other development materials costs, depreciation of equipment used in research and development and allocation of facility costs.

Selling, General and Administrative

Selling, general and administrative expenses consist of personnel costs, travel and trade show costs, legal expenses, other professional services and occupancy costs. Advertising expenses were not material for the fiscal years ended January 31, 2017, 2016 and 2015, respectively.

Operating Leases

The Company recognizes rent expense on a straight-line basis over the term of the lease. The difference between rent expense and rent payment is recorded as deferred rent and is included in accrued liabilities in the consolidated balance sheets.

Stock-Based Compensation

The Company measures stock-based compensation for equity awards granted to employees and directors based on the estimated fair value on the grant date, and recognizes that compensation as expense using the straight-line attribution method for service condition awards or using the graded-vesting attribution method for awards with performance conditions over the requisite service period, which is typically the vesting period of each award. The Company determines the fair value of restricted stock and restricted stock units based on the fair market value of its ordinary shares on the grant date. The Company uses the Black-Scholes option pricing model to determine the fair value of stock options. Determining the fair value of stock options on the grant date requires the input of various assumptions, including stock price of the underlying ordinary share, the exercise price of the stock option, expected volatility, expected term, risk-free interest rate and dividend rate. The expected term is calculated using the simplified method as prescribed in the guidance provided by the Securities and Exchange Commission, as neither relevant historical experience nor other relevant data are available to estimate future exercise behavior. The expected volatility is based on the historical volatilities of similar companies whose share prices are publicly available for a period commensurate with the expected term. The risk-free interest rate is derived from the average U.S. Treasury constant maturity rates during the respective periods commensurate with the expected term. The expected dividend yield is zero because the Company has not historically paid dividends and has no present intention to pay dividends. Upon adoption of ASU 2016-09, Compensation – Stock Compensation (Topic 718): Improvements to Employee Share-Based Payment Accounting in the first quarter of fiscal year 2017, the Company elects to account for forfeitures as they occur.

Income Taxes

The Company records income taxes using the asset and liability method, which requires the recognition of deferred tax assets and liabilities for the expected future tax consequences of events that have been recognized in its financial statements or tax returns. In estimating future tax consequences, generally all expected future events other than enactments or changes in the tax law or rates are considered. Valuation allowances are provided when necessary to reduce deferred tax assets to the amount expected to be realized.

The Company applies authoritative guidance for the accounting for uncertainty in income taxes. The guidance requires that tax effects of a position be recognized only if it is “more likely than not” to be sustained based solely on its technical merits as of the reporting date. Upon estimating the Company’s tax positions and tax benefits, the Company considers and evaluates numerous factors, which may require periodic adjustments and which may not reflect the final tax liabilities. The Company adjusts its financial statements to reflect only those tax positions that are more likely than not to be sustained under examination.

As part of the process of preparing consolidated financial statements, the Company is required to estimate its taxes in each of the jurisdictions in which it operates. The Company estimates actual current tax exposure together with assessing temporary differences resulting from differing treatment of items, such as accruals and allowances not currently deductible for tax purposes. These differences result in deferred tax assets, which are included in the consolidated balance sheets. In general, deferred tax assets represent future tax benefits to be received when certain expenses previously recognized in the consolidated statements of operations become deductible expenses under applicable income tax laws, or loss or credit carryforwards are utilized.

In assessing whether deferred tax assets may be realized, management considers whether it is more likely than not that some portion or all of deferred tax assets will be realized. The ultimate realization of deferred tax assets is dependent upon the generation of future taxable income.

The Company makes estimates and judgments about its future taxable income based on assumptions that are consistent with its plans and estimates. Should the actual amounts differ from estimates, the amount of valuation allowance could be materially impacted. Any adjustment to the deferred tax asset valuation allowance would be recorded in the consolidated income statement for the periods in which the adjustment is determined to be required.

Net Income Per Ordinary Share

Basic earnings per share is computed by dividing net income available to ordinary shareholders by the weighted-average number of ordinary shares outstanding during the period. Diluted earnings per share is computed by dividing net income available to ordinary shareholders by the weighted-average number of ordinary shares outstanding during the period increased to include the number of additional ordinary shares that would have been outstanding if the potentially dilutive securities had been issued. Potentially dilutive securities include outstanding stock options, shares to be purchased under the Company's employee stock purchase plan, unvested restricted stock and restricted stock units. The dilutive effect of potentially dilutive securities is reflected in diluted earnings per share by application of the treasury stock method.

Comprehensive Income (Loss)

Comprehensive income (loss) includes unrealized gains or losses from available-for-sale securities that are excluded from net income.

Recent Accounting Pronouncements

In May 2014, the Financial Accounting Standards Board ("FASB") issued Accounting Standards Update ("ASU") No. 2014-09, Revenue from Contracts with Customers (Topic 606) ("ASU 2014-09"). The new guidance clarifies the principles and develops a common revenue recognition guidance for U.S. GAAP and International Financial Reporting Standards (the "IFRS"). Under the new guidance, an entity is required to recognize an amount of revenue to which it expects to be entitled for the transfer of promised goods or services to customers. This new revenue standard is effective for fiscal years, and interim periods within those fiscal years, beginning after December 15, 2017. Subsequently, the FASB issued the following standards related to ASU 2014-09: ASU No. 2016-08, Revenue from Contracts with Customers (Topic 606): Principal versus Agent Considerations ("ASU 2016-08"); ASU No. 2016-10, Revenue from Contracts with Customers (Topic 606): Identifying Performance Obligations and Licensing ("ASU 2016-10"); ASU No. 2016-12, Revenue from Contracts with Customers (Topic 606): Narrow-Scope Improvements and Practical Expedients ("ASU 2016-12"); and ASU No. 2016-20, Technical Corrections and Improvements to Topic 606, Revenue from Contracts with Customers ("ASU 2016-20"). Accordingly, the Company must adopt ASU 2016-08, ASU 2016-10, ASU 2016-12 and ASU 2016-20 with ASU 2014-09 (collectively, the "new revenue standards") in its first quarter of fiscal year 2019. The new revenue guidance may be applied retrospectively to each prior period presented or retrospectively with the cumulative effect recognized as of the date of adoption. The Company is currently evaluating the impact of adoption on its financial position, results of operations and disclosures.

In August 2014, the FASB issued ASU No. 2014-15, Disclosure of Uncertainties about an Entity's Ability to Continue as a Going Concern. In connection with each annual and interim period, management is required to assess whether there is substantial doubt about an entity's ability to continue as a going concern within one year after the issuance date, and to provide related footnote disclosures in certain circumstances. The new guidance is effective for annual periods ending after December 15, 2016, and interim periods within annual periods beginning after December 15, 2016. Early adoption is permitted. This ASU has no impact on the Company's financial statements or disclosures.

In July 2015, the FASB issued ASU No. 2015-11, Simplifying the Measurement of Inventory. The new guidance changes the measurement principle for inventory from the lower of cost or market to lower of cost and net realizable value. Net realizable value is the estimated selling prices in the ordinary course of business, less reasonably predictable costs of completion, disposal, and transportation. It applies to entities that measure inventory using a method other than last-in, first-out ("LIFO") and the retail inventory method ("RIM"). The new guidance will be effective for fiscal years beginning after December 15, 2016, including interim periods within those fiscal years and should be applied prospectively. Early adoption is permitted as of the beginning of an interim or annual reporting period. The Company does not believe the adoption of this new guidance will have a material impact on its financial position, results of operations and disclosures.

In February 2016, the FASB issued ASU 2016-02, Leases (Topic 842). This standard requires entities that lease assets to recognize on the balance sheet the assets and liabilities for the rights and obligations created by those leases. The standard is effective for fiscal years and the interim periods within those fiscal years beginning after December 15, 2018. The guidance is required to be applied by the modified retrospective transition approach. Early adoption is permitted. The Company is currently assessing the impact of the adoption of this new guidance on its financial position, results of operations and disclosures.

In March 2016, the FASB issued ASU 2016-09, Compensation – Stock Compensation (Topic 718): Improvements to Employee Share-Based Payment Accounting, to simplify and improve the accounting for employee share-based awards. The new standard amends the accounting for employee share-based payment transactions to require recognition of the tax effects resulting from the settlement of stock-based awards as income tax benefit or expense in the income statement in the reporting period in which they occur. In addition, the tax-related cash flows resulting from share-based payments will be classified as cash flows from operating activities and cash payments made to the taxing authorities on the employees' behalf for withheld shares will be classified as financing activities on the statement of cash flows. The new guidance also provides an accounting policy election to account for forfeitures as they occur. The Company elected to early adopt this new guidance in the first quarter of its fiscal year 2017. As a result of this adoption, the Company recorded an increase to retained earnings of \$11.7 million to recognize U.S. net operating loss carryforwards attributable to tax benefits from excess stock-based compensation that had not been previously recognized and recorded a decrease to retained earnings of \$0.2 million resulting from the election of accounting policy to account for forfeitures as they occur on February 1, 2016. The Company also elected to apply the presentation for cash flows related to excess tax benefits prospectively. The presentation requirements for cash flows related to employee taxes paid for withheld shares has no impact on the Company's consolidated statements of cash flows. On February 1, 2016, the cumulative effect adjustment of these changes recognized in the beginning of retained earnings was approximately \$11.5 million.

In June 2016, the FASB issued ASU 2016-13, Financial Instruments – Credit Losses (Topic 326), to introduce a new impairment model for recognizing credit losses on financial instruments based on an estimated of current expected credit losses (ECL). Under the new model, available-for-sale (AFS) debt securities are required to estimate ECL only when the fair value is below the amortized cost of the asset and is no longer based on an impairment being "other-than-temporary". The new model also requires the impairment calculation on an individual security level and requires an entity use present value of cash flows when estimating the ECL. The credit-related losses are required to be recognized through earnings and non-credit related losses are reported in other comprehensive income. The ASU will be effective for public entities in fiscal years beginning after December 15, 2019, including interim periods within those fiscal years. Early adoption is permitted. The new guidance will require modified retrospective application to all outstanding instruments, with a cumulative effect adjustment recorded to opening retained earnings as of the beginning of the first period in which the guidance becomes effective. The Company does not believe the adoption of this new guidance will have a material impact on its consolidated financial statements.

In October 2016, the FASB issued ASU 2016-16, Income Taxes (Topic 740): Intra-Entity Transfers of Assets Other Than Inventory. The new guidance requires that entities recognize the income tax consequences of an intra-entity transfer of an asset other than inventory when the transfer occurs. The new guidance will be effective for annual reporting periods beginning after December 15, 2017, including interim reporting periods within those annual reporting periods. Early adoption is permitted but should be in the first interim period. The new guidance should also be applied on a modified retrospective basis through a cumulative-effect adjustment to retained earnings as of the beginning of the period of adoption. The Company is currently assessing the impact of the adoption of this new guidance on its financial position, results of operations and disclosures.

In November 2016, the FASB issued ASU 2016-18, Statement of Cash Flows (Topic 230), to require entities to show the changes in the total of cash, cash equivalents, restricted cash and restricted cash equivalents in the statement of cash flows. As a result, entities will no longer present transfers between cash and cash equivalents and restricted cash and restricted cash equivalents in the statement of cash flows. When cash, cash equivalents, restricted cash and restricted cash equivalents are presented in more than one line item on the balance sheet, the new guidance requires a reconciliation of the totals in the statement of cash flows to the related captions in the balance sheet. Entities will also have to disclose the nature of restricted cash and restricted cash equivalent balances. The new guidance will be effective for fiscal years beginning after December 15, 2017, including the interim periods within those years. Early adoption is permitted and the new guidance is applied retrospectively. The Company does not believe the adoption of this new guidance will have a material impact on its consolidated statement of cash flows and disclosures.

In January 2017, the FASB issued ASU 2017-04, Intangibles – Goodwill and Other (Topic 350): Simplifying the Test of Goodwill Impairment, to eliminate the requirement to calculate the implied fair value of goodwill to measure a goodwill impairment charge. Instead, entities will record an impairment charge based on the excess of a reporting unit's carrying amount over its fair value. This new standard will be applied prospectively and is effective for annual and interim periods beginning after December 15, 2019. Early adoption is permitted for annual and interim periods after January 1, 2017. The Company does not believe the adoption of this new guidance will have a material impact on its financial position, results of operations and disclosures.

2. Financial Instruments and Fair Value

The Company has invested a portion of its cash in debt securities that are denominated in United States dollars. The investment portfolio consists of money market funds, demand deposits, asset-backed securities, commercial paper, U.S. government securities and debt securities of corporations. All of the investments are classified as available-for-sale securities and reported at fair value in the consolidated balance sheets as follows:

	As of January 31, 2017			
	Amortized Cost	Unrealized Gains	Unrealized Losses	Fair Value
	(in thousands)			
Money market funds	\$ 8,328	\$ —	\$ —	\$ 8,328
Demand deposits	10,000	—	—	10,000
Commercial paper	4,784	—	—	4,784
Corporate bonds	42,713	6	(41)	42,678
Asset-backed securities	11,686	1	(12)	11,675
U.S. government securities	23,409	6	(30)	23,385
Total cash equivalents and marketable securities	<u>\$ 100,920</u>	<u>\$ 13</u>	<u>\$ (83)</u>	<u>\$ 100,850</u>

	As of January 31, 2016			
	Amortized Cost	Unrealized Gains	Unrealized Losses	Fair Value
	(in thousands)			
Money market funds	\$ 530	\$ —	\$ —	\$ 530
Commercial paper	2,598	—	—	2,598
Corporate bonds	21,342	7	(9)	21,340
Asset-backed securities	4,586	—	(1)	4,585
U.S. government securities	9,274	4	(6)	9,272
Agency bonds	2,044	—	(2)	2,042
Total cash equivalents and marketable securities	<u>\$ 40,374</u>	<u>\$ 11</u>	<u>\$ (18)</u>	<u>\$ 40,367</u>

	As of	
	January 31, 2017	January 31, 2016
	(in thousands)	
Included in cash equivalents	\$ 18,328	\$ 530
Included in marketable securities	82,522	39,837
Total cash equivalents and marketable securities	<u>\$ 100,850</u>	<u>\$ 40,367</u>

The contractual maturities of the investments at January 31, 2017 and 2016 were as follows:

	As of	
	January 31, 2017	January 31, 2016
	(in thousands)	
Due within one year	\$ 76,992	\$ 33,449
Due within one to two years	23,858	6,918
Total cash equivalents and marketable securities	<u>\$ 100,850</u>	<u>\$ 40,367</u>

The unrealized losses on the available-for-sale securities were caused by fluctuations in market value and interest rates as a result of the economic environment. As the decline in market value was attributable to changes in market conditions and not credit quality, and because the Company neither intended to sell nor was it more likely than not that it will be required to sell these investments prior to a recovery of par value, the Company did not consider these investments to be other-than temporarily impaired as of January 31, 2017 and 2016, respectively.

The following fair value hierarchy is applied for disclosure of the inputs used to measure fair value. This hierarchy prioritizes the inputs into three broad levels as follows:

Level 1—Inputs are unadjusted quoted prices in active markets for identical assets or liabilities.

Level 2—Inputs are quoted prices for similar assets and liabilities in active markets or inputs that are observable for the assets or liabilities, either directly or indirectly through market corroboration, for substantially the full term of the financial instruments.

Level 3—Unobservable inputs based on the Company’s own assumptions used to measure assets and liabilities at fair value. The inputs require significant management judgment or estimation.

The Company measures the fair value of money market funds and demand deposits using quoted prices in active markets for identical assets and classifies them within Level 1. The fair value of the Company’s investments in other debt securities are obtained based on quoted prices for similar assets in active markets and are classified within Level 2.

The following tables present the fair value of the financial instruments measured on a recurring basis as of January 31, 2017 and 2016, respectively:

	As of January 31, 2017			
	Total	Level 1	Level 2	Level 3
	(in thousands)			
Money market funds	\$ 8,328	\$ 8,328	\$ —	\$ —
Demand deposits	10,000	10,000	—	—
Commercial paper	4,784	—	4,784	—
Corporate bonds	42,678	—	42,678	—
Asset-backed securities	11,675	—	11,675	—
U.S. government securities	23,385	—	23,385	—
Total cash equivalents and marketable securities	<u>\$ 100,850</u>	<u>\$ 18,328</u>	<u>\$ 82,522</u>	<u>\$ —</u>

	As of January 31, 2016			
	Total	Level 1	Level 2	Level 3
	(in thousands)			
Money market funds	\$ 530	\$ 530	\$ —	\$ —
Commercial paper	2,598	—	2,598	—
Corporate bonds	21,340	—	21,340	—
Asset-backed securities	4,585	—	4,585	—
U.S. government securities	9,272	—	9,272	—
Agency bonds	2,042	—	2,042	—
Total cash equivalents and marketable securities	<u>\$ 40,367</u>	<u>\$ 530</u>	<u>\$ 39,837</u>	<u>\$ —</u>

3. Inventories

Inventories at January 31, 2017 and 2016 consisted of the following:

	As of January 31,	
	2017	2016
	(in thousands)	
Work-in-progress	\$ 10,105	\$ 9,474
Finished goods	10,040	8,693
Total	<u>\$ 20,145</u>	<u>\$ 18,167</u>

4. Property and Equipment, net

Depreciation expense was approximately \$1.6 million, \$1.6 million and \$1.3 million for the years ended January 31, 2017, 2016 and 2015, respectively. Property and equipment at January 31, 2017 and 2016 consisted of the following:

	As of January 31,	
	2017	2016
	(in thousands)	
Computer equipment and software	\$ 6,798	\$ 6,421
Machinery and equipment	3,405	2,706
Furniture and fixtures	797	492
Leasehold improvements	1,672	1,429
Construction in progress	755	253
	<u>13,427</u>	<u>11,301</u>
Less: accumulated depreciation and amortization	<u>(8,439)</u>	<u>(7,853)</u>
Total property and equipment, net	<u>\$ 4,988</u>	<u>\$ 3,448</u>

5. Acquisition

On June 25, 2015, the Company completed the acquisition of VisLab S.r.l. (“VisLab”), a privately held Italian company that develops computer vision and intelligent control systems for automotive and other commercial applications, including advanced driver assistance systems and several generations of autonomous vehicle driving systems, for \$30.0 million in cash. This acquisition will enable extensive and robust computer vision support in future solutions targeting the Company’s core markets, including automotive, IP security, wearable, and UAV cameras. Of the total purchase price of \$30.0 million, \$4.1 million was attributed to intangible assets, \$25.3 million was attributed to goodwill, and \$0.6 million was attributed to net assets acquired. The goodwill represents the excess of the fair value of purchase price over the fair values of these identifiable assets and liabilities and primarily represents the intangible assets that do not qualify for separate recognition and the future development initiatives of the assembled workforces. Goodwill is not deductible for tax purposes.

Pro forma results of operations for this acquisition have not been presented because they are not material to the consolidated results of operations.

6. Goodwill and Intangible Assets

On June 25, 2015, the Company completed the acquisition of VisLab. As a result of this transaction, there was \$25.3 million of goodwill and \$4.1 million of intangible assets recorded in the consolidated balance sheet. A deferred tax liability of \$1.3 million related to the intangible assets was recorded to account for the difference between financial reporting and tax basis at the acquisition date, with an addition to goodwill. The Company does not amortize goodwill. The intangible assets primarily consist of IPR&D. Acquired IPR&D is capitalized at fair value as an intangible asset and amortization commences upon completion of the underlying projects. When a project underlying reported IPR&D is completed, the corresponding amount of IPR&D is reclassified as an amortizable purchased intangible asset and is amortized over its estimated useful life. As of January 31, 2017, there was no IPR&D amortized. For the fiscal years ended January 31, 2017 and 2016, there was no goodwill or intangible asset impaired.

7. Accrued Liabilities

Accrued liabilities at January 31, 2017 and 2016 consisted of the following:

	As of January 31,	
	2017	2016
	(in thousands)	
Accrued employee compensation	\$ 14,685	\$ 14,512
Accrued warranty	500	234
Accrued rebates	972	824
Accrued product development costs	7,605	6,339
Other accrued liabilities	2,686	1,869
Total accrued liabilities	<u>\$ 26,448</u>	<u>\$ 23,778</u>

8. Deferred Revenue and Deferred Cost

Deferred revenue and related cost at January 31, 2017 and 2016 consisted of the following:

	As of January 31,	
	2017	2016
	(in thousands)	
Deferred revenue on product shipments	\$ 7,725	\$ 12,201
Deferred revenue from licenses & services	1,748	1,653
Deferred cost of revenue on product shipments	(2,048)	(3,777)
Total deferred revenue, net	<u>\$ 7,425</u>	<u>\$ 10,077</u>

9. Other Long-Term Liabilities

Other long-term liabilities at January 31, 2017 and 2016 consisted of the following:

	As of January 31,	
	2017	2016
	(in thousands)	
Unrecognized tax benefits, including interest	\$ 1,905	\$ 10,917
Deferred tax liabilities, non-current	1,333	1,423
Other long-term liabilities	3	2
Total other long-term liabilities	<u>\$ 3,241</u>	<u>\$ 12,342</u>

On February 1, 2016, upon the adoption of ASU 2016-09, Compensation – Stock Compensation (Topic 718): Improvements to Employee Share-Based Payment Accounting, the Company recognized approximately \$11.7 million of deferred tax assets for net operating loss carryforwards from previously unrecognized excess stock-based compensation deductions. As a result of recognizing these deferred tax assets, the Company reduced the amount of unrecognized tax benefits recorded in other long-term liabilities by \$9.5 million pursuant to accounting guidance which provides that an unrecognized tax benefit shall be presented as a reduction to a deferred tax asset for a net operating loss carryforward, a similar tax loss, or a tax credit carryforward, to the extent such deferred tax asset is available.

10. Capital Stock

Preference shares

After completion of the Company's initial public offering, or IPO, a total of 20,000,000 preference shares, with a \$0.00045 par value per share, were authorized. There were no shares issued and outstanding as of January 31, 2017 and 2016, respectively.

Ordinary shares

200,000,000 ordinary shares were authorized at January 31, 2017 and 2016, respectively. As of January 31, 2017 and 2016, the following ordinary shares were reserved for future issuance:

	As of January 31,	
	2017	2016
Shares reserved for options, restricted stock and restricted stock units	5,167,688	5,027,475
Shares reserved for employee stock purchase plan	1,252,465	974,273

Shares repurchased

On May 31, 2016, the Company's Board of Directors authorized the repurchase of up to \$75.0 million of the Company's ordinary shares over a six-month period. On November 29, 2016, this authorization was extended until June 30, 2017. Repurchases may be made from time-to-time through open market purchases or through privately negotiated transactions subject to market conditions, applicable legal requirements and other relevant factors. The repurchase program does not obligate the Company to acquire any particular amount of ordinary shares, and it may be suspended at any time at the Company's discretion. The repurchase program is funded using the Company's working capital and any repurchased shares are recorded as authorized but unissued shares. As of January 31, 2017, a total of 405,089 shares had been repurchased for approximately \$20.2 million in cash and recorded as a reduction to equity.

11. Employee Benefits and Stock-based Compensation

401(k) Plan

The Company maintains a defined contribution 401(k) plan (the "401(k) Plan") for all of its eligible U.S. employees. Under the 401(k) Plan, eligible employees may contribute up to the Internal Revenue Service annual contribution limitation. The Company is responsible for administrative costs of the Plan. The Company has not had any matching contributions to date.

Stock Option Plans

2004 Stock Plan. The 2004 Stock Plan provides for the grant of incentive stock options ("ISOs") within the meaning of Section 422 of the Internal Revenue Code of 1986, as amended (the "Code"), nonstatutory stock options ("NSOs"), stock purchase rights to acquire restricted stock and restricted stock units. Upon the completion of the IPO, no additional awards will be granted under the 2004 Plan and the 2004 Plan was terminated. However, all outstanding stock options and other awards previously granted under the 2004 Plan will remain subject to the terms of the 2004 Plan.

2012 Equity Incentive Plan. The 2012 Equity Incentive Plan, or EIP, permits the grant of ISOs, within the meaning of Section 422 of the Code, to employees of the Company and any of the Company's subsidiary corporations, and the grant of NSOs, stock appreciation rights, restricted stock, restricted stock units, performance units, performance shares, deferred stock units and dividend equivalents to employees, directors and consultants of the Company and any of the Company's subsidiary corporations' employees and consultants.

The exercise price of ISOs granted to a holder of more than 10% of the voting power of all classes of the Company's shares shall be no less than 110% of fair market value on the grant date. The exercise price of ISOs granted to other employees and NSOs shall be no less than 100% of fair market value on the grant date. Options granted under the Plan have a term of up to 10 years from grant date. Options granted to new employees generally vest 25% on the first anniversary service date of the grant and remainder vest ratably over the following 36 months.

Restricted stock and restricted stock units granted to new employees generally vest as to 1/4th of the shares on the first anniversary service date of the grant and 1/16th of the shares vest every 3 months thereafter, so as to be 100% vested on the fourth anniversary of the vesting commencement date.

Vesting schedules for other service or performance condition awards vary and are subject to approval by the board of directors; provided that the performance awards shall not vest at all until the performance conditions are achieved and are subject to the award's holders continuing to provide services to the Company through such vesting dates. The performance condition awards are automatically forfeited in their entirety, without any cost to or action by the Company, if there has been no achievement of the performance. The holders of restricted stock have voting power and other rights with respect to such shares, provided, however, that such shares are held in escrow and subject to forfeiture until the shares vested.

On February 1, 2016 and 2015, the Company added 1,455,001 and 1,387,689 ordinary shares, respectively, to the ordinary shares reserved for issuance, pursuant to an "evergreen" provision contained in the EIP. Pursuant to such provision, on February 1st of each fiscal year, the number of ordinary shares reserved for issuance under the EIP is automatically increased by a number equal to the lesser of (i) 3,500,000 ordinary shares, (ii) four and one half percent (4.5%) of the aggregate number of ordinary shares outstanding on January 31st of the preceding fiscal year, or (iii) a lesser number of shares that may be determined by the Company's Board of Directors.

Amended and Restated 2012 Employee Stock Purchase Plan. The Amended and Restated 2012 Employee Stock Purchase Plan, or ESPP, permits eligible participants to purchase ordinary shares at a discount through contributions up to 15% of their eligible compensation, subject to any IRS limitations. The ESPP provides each offering and purchasing period of six months in duration. The purchase price is 85% of the lower of the closing price of the Company's ordinary shares on the first trading day of each offering period or on the purchase date.

On February 1, 2016 and 2015, the Company added 404,166 and 385,469 ordinary shares, respectively, to the ordinary shares reserved for issuance, pursuant to an "evergreen" provision contained in the ESPP. Pursuant to such provision, on February 1st of each fiscal year, the number of ordinary shares reserved for issuance under the ESPP is automatically increased by a number equal to the lesser of (i) 1,500,000 ordinary shares, (ii) one and one quarter percent (1.25%) of the aggregate number of ordinary shares outstanding on such date, or (iii) an amount determined by the Company's Board of Directors or a duly authorized committee of the Board of Directors.

Stock-based Compensation

The following table presents the classification of stock-based compensation for the periods indicated:

	Year Ended January 31,		
	2017	2016	2015
	(in thousands)		
Stock-based compensation:			
Cost of revenue	\$ 1,078	\$ 657	\$ 343
Research and development	29,729	19,082	8,654
Selling, general and administrative	18,025	11,355	6,695
Total stock-based compensation	<u>\$ 48,832</u>	<u>\$ 31,094</u>	<u>\$ 15,692</u>

As of January 31, 2017, total unrecognized compensation cost related to unvested stock options was \$8.1 million and is expected to be recognized over a weighted-average period of 1.94 years. Total unrecognized compensation cost related to unvested restricted stock units was \$104.1 million and is expected to be recognized over a weighted-average period of 2.80 years. Total unrecognized compensation cost related to unvested restricted stock awards was \$6.9 million and is expected to be recognized over a weighted-average period of 1.73 years.

The following table sets forth the weighted-average assumptions used to estimate the fair value of the stock options and employee stock purchase plan awards for the periods indicated:

	Year Ended January 31,		
	2017	2016	2015
Stock Options:			
Volatility	38%	57%	64%
Risk-free interest rate	1.59%	1.74%	1.93%
Expected term (years)	6.00	6.08	6.01
Dividend yield	0%	0%	0%
Employee stock purchase plan awards:			
Volatility	54%	63%	49%
Risk-free interest rate	0.51%	0.21%	0.07%
Expected term (years)	0.5	0.5	0.5
Dividend yield	0%	0%	0%

The Company calculates expected volatility based on the historical volatilities of similar companies whose share prices are publicly available for a period commensurate with the expected term. Accordingly, the combination of the similar companies and associated stock price changes will significantly impact the volatility used in the estimate of fair value of the Company's stock option.

The following table summarizes stock option activities for the periods indicated:

	Option Outstanding					
	Shares	Weighted-Average Exercise Price	Weighted-Average Grant-date Fair Value	Total Intrinsic Value of options Exercised	Weighted-Average Remaining Contractual Term	Aggregate Intrinsic Value
Outstanding at January 31, 2014	3,358,706	\$ 6.92				
Granted	428,781	36.33	\$ 21.37			
Exercised	(1,456,944)	5.84		\$ 46,427		
Forfeited	(48,634)	13.38				
Outstanding at January 31, 2015	2,281,909	13.00				
Granted	179,700	71.36	\$ 38.81			
Exercised	(567,888)	9.11		\$ 37,603		
Forfeited	(40,331)	35.65				
Outstanding at January 31, 2016	1,853,390	19.36				
Granted	110,500	47.82	\$ 18.76			
Exercised	(235,923)	13.69		\$ 10,788		
Forfeited	(16,708)	55.07				
Expired	(7,735)	14.19				
Outstanding at January 31, 2017	1,703,524	\$ 21.66			5.16	\$ 51,670
Exercisable at January 31, 2017	1,367,960	\$ 14.94			4.42	\$ 49,016

The intrinsic value of options outstanding and exercisable options are calculated based on the difference between the fair market value of the Company's ordinary shares on the reporting date and the exercise price. The closing price of the Company's ordinary shares was \$49.61 on January 31, 2017, as reported by The NASDAQ Global Market. The intrinsic value of exercised options is calculated based on the difference between the fair market value of the Company's ordinary shares on the exercise date and the exercise price.

The following table summarizes restricted stock and restricted stock units activities for the periods indicated:

	Shares	Weighted-Average Grant-Date Fair Value
Unvested at January 31, 2014	1,410,089	\$ 14.02
Granted	1,111,204	38.60
Vested	(484,296)	17.39
Forfeited	(56,549)	19.93
Unvested at January 31, 2015	1,980,448	26.82
Granted	1,314,387	66.14
Vested	(769,779)	27.82
Forfeited	(29,568)	42.11
Unvested at January 31, 2016	2,495,488	47.04
Granted	676,598	67.68
Vested	(955,230)	39.28
Forfeited	(41,183)	52.49
Unvested at January 31, 2017	2,175,673	\$ 56.76

Total fair value as of the respective vesting dates of restricted stock and restricted stock units vested for the fiscal years ended January 31, 2017, 2016 and 2015 was approximately \$51.1 million, \$59.2 million, and \$17.3 million, respectively. As of January 31, 2017, the aggregate intrinsic value of unvested restricted stock and restricted stock units was \$107.9 million.

12. Net Income Per Ordinary Share

The following table sets forth the computation of basic and diluted net income per ordinary share for the periods indicated:

	Year Ended January 31,		
	2017	2016	2015
(in thousands, except share and per share data)			
Numerator:			
Net income	\$ 57,810	\$ 76,508	\$ 50,571
Less: amount allocable to unvested early exercised options	—	—	(11)
Net income allocable to ordinary shareholders - basic	\$ 57,810	\$ 76,508	\$ 50,560
Undistributed earnings reallocated to ordinary shareholders	—	—	1
Net income allocable to ordinary shareholders - diluted	\$ 57,810	\$ 76,508	\$ 50,561
Denominator:			
Weighted-average ordinary shares outstanding	32,671,221	31,633,992	29,749,354
Less: weighted-average unvested early exercised options subject to repurchase	—	(56)	(6,701)
Weighted-average ordinary shares - basic	32,671,221	31,633,936	29,742,653
Effect of potentially dilutive securities:			
Employee stock options	1,080,864	1,245,341	1,818,401
Restricted stock and restricted stock units	565,068	865,863	704,788
Employee stock purchase plan	10,571	10,569	12,285
Weighted-average ordinary shares - diluted	34,327,724	33,755,709	32,278,127
Net income per ordinary share:			
Basic	\$ 1.77	\$ 2.42	\$ 1.70
Diluted	\$ 1.68	\$ 2.27	\$ 1.57

The following weighted-average potentially dilutive securities were excluded from the computation of diluted net income per ordinary share as their effect would have been antidilutive:

	Year Ended January 31,		
	2017	2016	2015
Options to purchase ordinary shares	343,936	109,958	217,514
Restricted stock and restricted stock units	891,952	163,994	167,702
Employee stock purchase plan	14,651	9,073	36,110
Early exercised options subject to repurchase	—	56	6,701
	<u>1,250,539</u>	<u>283,081</u>	<u>428,027</u>

13. Income Taxes

Income before income taxes consisted of the following for the periods indicated:

	Year Ended January 31,		
	2017	2016	2015
	(in thousands)		
U.S. operations	\$ 3,092	\$ 3,190	\$ 1,978
Non-U.S. operations	57,789	82,019	50,058
Income before income taxes	<u>\$ 60,881</u>	<u>\$ 85,209</u>	<u>\$ 52,036</u>

Income tax provision consisted of the following for the periods indicated:

	Year Ended January 31,		
	2017	2016	2015
	(in thousands)		
Current:			
U.S. federal tax	\$ 818	\$ 5,273	\$ 3,135
U.S. state taxes	(212)	541	93
Non-U.S. foreign taxes	1,454	1,874	1,348
	<u>2,060</u>	<u>7,688</u>	<u>4,576</u>
Deferred:			
U.S. federal tax	1,174	1,050	(3,208)
U.S. state taxes	—	—	—
Non-U.S. foreign taxes	(163)	(37)	97
	<u>1,011</u>	<u>1,013</u>	<u>(3,111)</u>
Provision for income taxes	<u>\$ 3,071</u>	<u>\$ 8,701</u>	<u>\$ 1,465</u>

The Company consists of a Cayman Islands parent company with various foreign and U.S. Subsidiaries. The primary jurisdiction where our foreign earnings are derived is the Cayman Islands, where the Company is domiciled. Under the current laws of the Cayman Islands, the Company is not subject to tax on its income. For purposes of the reconciliation between the provision (benefit) for income taxes at the statutory rate and the effective tax rate, a notional U.S. 34% rate is applied to pretax income as a result of the following for the periods indicated:

	Year Ended January 31,		
	2017	2016	2015
	(in thousands)		
Provision at U.S. notional statutory rate	\$ 20,700	\$ 28,971	\$ 17,692
U.S. state taxes	(216)	541	90
Non-U.S. foreign tax differential	(18,357)	(26,253)	(15,644)
Stock-based compensation	1,605	2,896	1,601
U.S. R&D credit	(2,226)	(3,517)	(2,298)
Valuation allowance	1,901	6,090	—
Other	(336)	(27)	24
Provision for income taxes	<u>\$ 3,071</u>	<u>\$ 8,701</u>	<u>\$ 1,465</u>

Temporary differences that gave rise to significant portions of the Company's deferred tax assets and liabilities at January 31, 2017 and 2016 were as follows:

	As of January 31,	
	2017	2016
(in thousands)		
Deferred tax assets:		
Federal and state credits	\$ 14,782	\$ 11,852
Expenses not currently deductible	2,381	2,331
Stock-based compensation	3,561	2,503
Foreign deferred	161	—
Gross deferred tax assets	20,885	16,686
Valuation allowance	(15,061)	(12,072)
Total deferred tax assets	\$ 5,824	\$ 4,614
Deferred tax liabilities		
Property and equipment	(1,383)	(1,378)
Foreign deferred	—	(33)
Net deferred tax assets	\$ 4,441	\$ 3,203

Tax valuation allowance for the periods indicated below were as follows:

	Balance at Beginning of Period	Additional Charged to Expenses	Additions Charged to Other Account	Deductions Charged to Expenses or Other Accounts	Balance at End of Period
(in thousands)					
Tax Valuation Allowance					
Year ended January 31, 2017	\$ 12,072	2,989	—	—	\$ 15,061
Year ended January 31, 2016	\$ 3,996	8,076	—	—	\$ 12,072
Year ended January 31, 2015	\$ 2,302	1,694	—	—	\$ 3,996

The Company conducts its business in several countries and regions and is subject to taxation in those jurisdictions. The Company is incorporated in the Cayman Islands with foreign subsidiaries in the U.S., China, Taiwan, Italy and other foreign countries and regions. As such, the Company's worldwide operating income is subject to varying tax rates and its effective tax rate is highly dependent upon the geographic distribution of its earnings or losses and the tax laws and regulations in each geographical region. Consequently, the Company has experienced lower effective tax rates as a substantial amount of its operations are conducted in lower-tax jurisdictions. If the Company's operational structure was to change in such a manner that would increase the amount of operating income subject to taxation in higher-tax jurisdictions, or if the Company was to commence operations in jurisdictions assessing relatively higher tax rates, its effective tax rate could fluctuate significantly on a quarterly basis and/or be adversely affected. Dividend distributions received from the Company's U.S. subsidiary and certain other foreign subsidiaries may be subject to local country withholding taxes when, and if, distributed. Deferred tax liabilities have not been recorded on unremitted earnings of certain subsidiaries because management's intent is to indefinitely reinvest any undistributed earnings in those subsidiaries. If dividend distributions from those subsidiaries were to occur, the liability as of January 31, 2017 would be \$5.6 million. Cumulative undistributed earnings of foreign subsidiaries for which no deferred taxes have been provided approximated \$44.0 million at January 31, 2017.

As of January 31, 2017 and 2016, the Company had deferred tax assets (net of deferred tax liabilities) before valuation allowance, of \$19.5 million and \$15.3 million, respectively. Realization of the deferred tax assets is dependent upon future taxable income, if any, the amount and timing of which are uncertain.

The Company also has Federal and California state research and development credit carryforwards of approximately \$10.9 million and \$13.8 million, respectively, at January 31, 2017. The Federal credits begin to expire in fiscal year 2033. The California credits can be carried forward indefinitely.

The Company reports its U.S. state deferred tax assets and related valuation allowance, net of the U.S. federal tax rate of 35%. As of January 31, 2017, the Company has recorded a valuation allowance of \$15.1 million against all of its U.S. federal research credit and all U.S. state deferred tax assets due to uncertainty regarding the future utilization of these deferred tax assets.

Utilization of the research credit carryforwards may be subject to an annual limitation due to the ownership percentage change limitations as defined by the U.S. Internal Revenue Code Section 382, as amended, and similar state provisions. The annual limitation may result in the expiration of the U.S. Federal and state research credit carryforwards before utilization. The Company does not expect any tax credit carryforwards to expire as a result of a Section 382 limitation.

The Company applies the provisions of FASB's guidance on accounting for uncertainty in income taxes. As of January 31, 2017, the Company had approximately \$38.0 million in unrecognized tax benefits, \$30.1 million of which would affect the Company's effective tax rate if recognized. The following table sets forth a reconciliation of the beginning and ending amount of unrecognized tax benefits:

	Year Ended January 31,		
	2017	2016	2015
	(in thousands)		
Beginning balance:	\$ 30,211	\$ 4,671	\$ 3,583
Additions based on tax positions related to the current year	7,830	17,169	1,284
Additions for tax positions of prior years	911	8,810	324
Reductions for tax positions in prior years	—	(37)	—
Settlements for prior periods	—	—	(43)
Lapse of applicable statute of limitations	(975)	(402)	(477)
Ending balance:	<u>\$ 37,977</u>	<u>\$ 30,211</u>	<u>\$ 4,671</u>

The Company classified \$1.8 million and \$10.8 million of income tax liabilities as other long term liabilities as of January 31, 2017 and 2016, respectively, because payment of cash or settlement is not anticipated within one year from the balance sheet date.

The Company recognizes interest and penalties related to uncertain tax positions as a component of income tax expense. The Company recorded \$64,000 benefit from interest accruals as a result of reserve released due to the lapse of statute of limitations for the year ended January 31, 2017 and recorded \$6,000 and \$7,000 of interest expense and penalties related to uncertain tax positions for the years ended January 31, 2016 and 2015, respectively. The Company recorded noncurrent liabilities of \$103,000 and \$166,000 related to interest and penalties for uncertain tax positions at January 31, 2017 and 2016, respectively.

The primary jurisdiction where our foreign earnings are derived is the Cayman Islands, where the Company is domiciled. Income earned in other jurisdictions was immaterial. The Company files income tax returns in the U.S. federal jurisdiction as well as many U.S. state and foreign jurisdictions. The tax years 2012 to 2016 remain open to examination by U.S. federal tax authorities. The tax years 2007 to 2016 remain open to examination by U.S. state tax authorities. The tax years 2011 to 2016 remain open to examination by foreign tax authorities. Fiscal years outside of the normal statute of limitations remain open to audit by tax authorities due to tax attributes generated in those earlier years, which have been carried forward and may be audited in subsequent years when utilized.

The Company believes that an adequate provision has been made for any adjustments that may result from tax examinations. However, the outcome of tax audits cannot be predicted with certainty. If any issues addressed in the Company's tax audits are resolved in a manner not consistent with management's expectations, the Company could be required to adjust its provision for income tax in the period such resolution occurs. Although timing of the resolution and/or closure of audits is highly uncertain, the Company does not believe it is reasonably possible that its unrecognized tax benefits would materially change in the next 12 months.

As of January 31, 2017, the Company's long-term income taxes payable, including estimated interest and penalties, was approximately \$1.9 million. The Company was unable to make a reasonably reliable estimate of the timing of payments in individual years due to uncertainties in the timing of tax audits, if any, or their outcomes.

On July 27, 2015, in *Altera Corp. v. Commissioner*, the United States Tax Court issued an opinion invalidating the 2003 final Treasury regulations that requires participants in a qualified cost-sharing arrangement to share stock-based compensation. At this time, the U.S. Department of the Treasury has not withdrawn the requirement to include stock-based compensation in intercompany cost-sharing arrangements from its regulations. In February 2016, the IRS appealed the ruling to the United States Court of Appeals for the Ninth Circuit. Due to the uncertainty related to the final resolution of this issue, the Company has not recorded tax benefits in its Consolidated Statements of Operations for the year ended January 31, 2017. The Company will continue to monitor ongoing developments and potential impacts to its consolidated financial statements.

14. Commitments and Contingencies

The Company leases its principal facilities and time-based software licenses under operating lease agreements. Net operating lease expenses for the years ended January 31, 2017, 2016 and 2015 were approximately \$7.6 million, \$6.8 million and \$5.8 million, respectively. Future annual minimum payments under these operating agreements with initial lease terms in excess of one year are as follows:

<u>Fiscal Year</u>	<u>As of</u> <u>January 31, 2017</u>
	<u>(in thousands)</u>
2018	\$ 2,792
2019	2,234
2020	1,819
2021	814
2022	249
Total future annual minimum lease payments	<u>\$ 7,908</u>

Contract Manufacturer Commitments

The Company's components and products are procured and built by independent contract manufacturers based on sales forecasts. These forecasts include estimates of future demand, historical trends, analysis of sales and marketing activities, and adjustment of overall market conditions. The Company regularly issues purchase orders to independent contract manufacturers which are cancelable only upon the agreement between the Company and the third-party. As of January 31, 2017 and 2016, total manufacturing purchase commitments were approximately \$23.9 million and \$19.7 million, respectively.

Indemnification

The Company, from time to time, in the normal course of business, indemnifies certain vendors with whom it enters into contractual relationships. The Company has agreed to hold the other party harmless against third-party claims in connection with the Company's future products. The Company also indemnifies certain customers against third-party claims related to certain intellectual property matters. It is not possible to determine the maximum potential amount of liability under these indemnification obligations due to the limited history of prior indemnification claims and the unique facts and circumstances that are likely to be involved in each particular claim. The Company has not made payments under these obligations and no liabilities have been recorded for these obligations on the consolidated balance sheets as of January 31, 2017 and 2016, respectively.

15. Segment Reporting

The Company operates in one reportable segment related to the development and sales of low-power, high-definition video products. The Chief Executive Officer of the Company has been identified as the Chief Operating Decision Maker (the "CODM") and manages the Company's operations as a whole and for the purpose of evaluating financial performance and allocating resources, the CODM reviews financial information presented on a consolidated basis accompanied by information by customer and geographic region.

Geographic Revenue

The following table sets forth the Company's revenue by geographic region for the periods indicated:

	<u>Year Ended January 31,</u>		
	<u>2017</u>	<u>2016</u>	<u>2015</u>
	<u>(in thousands)</u>		
Hong Kong	\$ 276,972	\$ 284,722	\$ 196,372
Europe	13,119	8,913	6,795
United States	7,038	8,855	6,677
North America other than United States	3,687	9,953	6,076
Asia Pacific	9,481	3,930	2,358
Total revenue	<u>\$ 310,297</u>	<u>\$ 316,373</u>	<u>\$ 218,278</u>

The classification by major geographic region is based on ship-to location but in a limited number of cases it is impractical to determine the geographic source of the revenue.

As of January 31, 2017, substantially all of the Company's long-lived assets were located in the United States and Asia Pacific region with approximate net amount of \$2.1 million and \$2.3 million, respectively. As of January 31, 2016, substantially all of the Company's long-lived assets were located in the United States and Asia Pacific region with approximate net amount of \$1.6 million and \$1.5 million, respectively.

Major Customers

For the year ended January 31, 2017, the customers representing 10% or more of revenue and accounts receivable were Wintech, the Company's logistics provider, and GoPro, a direct OEM customer, which accounted for approximately 60% and 19% of total revenue, respectively. The revenues for GoPro in fiscal year 2017 included only direct shipments to GoPro and did not include shipments to GoPro's various ODMs, either directly or through Wintech. We estimated that the revenues for shipments to GoPro's various ODMs represented an additional approximately 5% of our total revenue in fiscal 2017. The customers representing 10% or more of revenue and accounts receivable for the years ended January 31, 2016 and 2015 were Wintech and Chicony Electronics Co., Ltd., or Chicony, a direct ODM customer. The revenue from Wintech accounted for approximately 67% and 57% of total revenue in fiscal year 2016 and 2015, respectively. The revenue from Chicony accounted for approximately 21% and 32% of total revenue in fiscal year 2016 and 2015, respectively. Accounts receivable with Wintech accounted for approximately \$19.3 million and \$20.6 million as of January 31, 2017 and 2016, respectively. Accounts receivable with GoPro accounted for approximately \$11.3 million as of January 31, 2017. Accounts receivable with Chicony accounted for approximately \$11.9 million as of January 31, 2016.

16. Related-Party Transactions

The Company considers an entity to be a related party if it owns more than 10% of the Company's total voting stock at the end of each reporting period or if an officer or employee of an entity also serves on the Company's board of directors or if it is a significant shareholder and has material business transactions with the Company.

The Company leases software licenses with Cadence Design Systems, Inc. ("Cadence"). A member of the Company's Board of Directors is also the Chief Executive Officer, President and a Director of Cadence. The Company paid \$2.8 million, \$2.8 million and \$2.3 million of license fee for the years ended January 31, 2017, 2016 and 2015, respectively. License expense related to these agreements included in research and development expense was approximately \$2.9 million, \$2.7 million and \$1.9 million for the years ended January 31, 2017, 2016 and 2015, respectively.

17. Subsequent Events

In March 2017, the Company repurchased a total of 162,738 shares for approximately \$8.8 million in cash. As of March 30, 2017, the Company had repurchased a total of 567,827 shares for approximately \$29.0 million in cash under the Company's repurchase program.

ITEM 16. SUMMARY

None.

EXHIBITS INDEX

Exhibit Number	Description
2.1(1)	Quota Purchase Agreement, dated as of June 25, 2015, by and among the Registrant, the University of Parma, Alberto Broggi, Massimo Bertozzi, Paolo Grisler, Pietro Cerri, Rean Fedriga, Paolo Medici, Luca Bombini, Stefano Cattani, Mirko Felisa, Pier Paolo Porta, and Paolo Zani.
3.1(2)	Amended and Restated Memorandum of Association and Second Amended and Restated Articles of Association of the Registrant
4.1(3)	Third Amended and Restated Investors' Rights Agreement, dated January 5, 2012, by and among Ambarella, Inc. and certain of its shareholders
10.1.1(2)*	Amended and Restated 2004 Stock Plan
10.1.2(4)*	Form of Stock Option Agreement under Amended and Restated 2004 Stock Plan
10.1.3(2)*	Form of Restricted Stock Unit Award Agreement under Amended and Restated 2004 Stock Plan
10.2.1*	Amended and Restated 2012 Equity Incentive Plan
10.2.2(4)*	Form of Stock Option Agreement under 2012 Equity Incentive Plan
10.2.3(2)*	Form of Restricted Stock Agreement under 2012 Equity Incentive Plan
10.2.4(2)*	Form of Restricted Stock Unit Agreement under 2012 Equity Incentive Plan
10.2.5*	Form of Performance-Based Restricted Stock Unit Agreement under 2012 Equity Incentive Plan
10.3(1)*	Amended and Restated 2012 Employee Stock Purchase Plan
10.4(2)*	Form of Indemnification Agreement
10.5(4)*	Offer Letter entered into by Ambarella, Inc. with George Laplante dated March 3, 2011, as amended
10.6.1(4)*	Form of Change of Control and Severance Agreement, entered into by Ambarella, Inc. with the Chief Executive Officer, Chief Financial Officer and Chief Technology Officer
10.6.2(4)*	Form of Change of Control and Severance Agreement, entered into by Ambarella, Inc. with executive officers other than the Chief Executive Officer, Chief Financial Officer and Chief Technology Officer
10.7.4(5)*	Description of Executive Bonus Plan For Fiscal Year 2016
10.7.5(6)*	Description of Executive Bonus Plan For Fiscal Year 2017
10.8.1(7)	Sales Representative Agreement dated January 31, 2011 by and between Ambarella, Inc. and WT Microelectronics Co., Ltd.
10.8.2(7)	Amendment No. 1 to Sales Representative Agreement dated February 1, 2012 by and between Ambarella, Inc. and WT Microelectronics Co., Ltd.
10.8.3(8)	Amendment No. 2 to Sales Representative Agreement dated October 1, 2012 by and between Ambarella, Inc. and WT Microelectronics Co., Ltd.
10.8.4 (1)	Amendment to the Sales Representative Agreement dated August 1, 2015 by and between Ambarella, Inc. and WT Microelectronics Co., Ltd.
10.9.1(9)	Lease Agreement dated March 1, 2013 by and between Ambarella Corporation and Westcore Jay, LLC.
10.9.2 (1)	Second Amendment to Lease Agreement dated as of August 27, 2015 by and between Ambarella Corporation and DPF JAY OWNER, LLC.
21.1(10)	List of subsidiaries of the registrant
23.1	Consent of PricewaterhouseCoopers LLP, independent registered public accounting firm
24.1	Power of Attorney (included in signature page).

31.1	Certification of Principal Executive Officer Required Under Rule 13a-14(a) and 15d-14(a) of the Securities Exchange Act of 1934, as amended.
31.2	Certification of Principal Financial Officer Required Under Rule 13a-14(a) and 15d-14(a) of the Securities Exchange Act of 1934, as amended.
32.1±	Certification of Principal Executive Officer and Principal Financial Officer Required Under Rule 13a-14(b) of the Securities Exchange Act of 1934, as amended, and 18 U.S.C. §1350.
101.INS	XBRL Instance Document
101.SCH	XBRL Taxonomy Schema Linkbase Document
101.CAL	XBRL Taxonomy Calculation Linkbase Document
101.DEF	XBRL Taxonomy Definition Linkbase Document
101.LAB	XBRL Taxonomy Labels Linkbase Document
101.PRE	XBRL Taxonomy Presentation Linkbase Document

-
- (1) Incorporated by reference to the Form 10-Q filed on September 8, 2015.
- (2) Incorporated by reference to the Form S-1/A (No. 333-174838) filed on September 12, 2012.
- (3) Incorporated by reference to the Form S-1/A (No. 333-174838) filed on August 22, 2012.
- (4) Incorporated by reference to the Form S-1 (No. 333-174838) filed on June 10, 2011.
- (5) Incorporated by reference to the Form 8-K filed on March 2, 2015.
- (6) Incorporated by reference to the Form 8-K filed on June 6, 2016.
- (7) Incorporated by reference to the Form S-1/A (No. 333-174838) filed on September 26, 2012.
- (8) Incorporated by reference to the Form S-1/A (No. 333-174838) filed on October 5, 2012.
- (9) Incorporated by reference to the Form 10-K filed on April 4, 2013.
- (10) Incorporated by reference to the Form 10-K filed on March 25, 2016.

* Management contracts or compensation plans or arrangements in which directors or executive officers are eligible to participate

± In accordance with Item 601(b)(32)(ii) of Regulation S-K and SEC Release No. 33-8238 and 34-47986, Final Rule: Management's Reports on Internal Control Over Financial Reporting and Certification of Disclosure in Exchange Act Periodic Reports, the certifications furnished in Exhibits 32.1 hereto are deemed to accompany this Form 10-K and will not be deemed "filed" for purposes of Section 18 of the Exchange Act. Such certifications will not be deemed to be incorporated by reference into any filings under the Securities Act or the Exchange Act, except to the extent that the registrant specifically incorporates it by reference

AMBARELLA, INC.

2012 EQUITY INCENTIVE PLAN

(Amended and Restated Effective March 28, 2017)

1. Purposes of the Plan. The purposes of this Equity Incentive Plan are to attract and retain the best available personnel for positions of substantial responsibility, to provide additional incentive to Service Providers and to promote the success of the Company's business.

Awards to Service Providers granted hereunder may be Incentive Stock Options, Nonstatutory Stock Options, Restricted Stock, Restricted Stock Units, Stock Appreciation Rights, Performance Shares, Performance Units, Deferred Stock Units or Dividend Equivalents, at the discretion of the Administrator and as reflected in the terms of the written option agreement.

2. Definitions. As used herein, the following definitions shall apply:

(a) "Administrator" shall mean the Board or any of its Committees as shall be administering the Plan, in accordance with Section 4 of the Plan.

(b) "Applicable Laws" shall mean the requirements relating to the administration of equity-based awards under U.S. state corporate laws, U.S. federal and state securities laws, the Code, any stock exchange or quotation system on which the Ordinary Shares are listed or quoted and the applicable laws of any foreign country or jurisdiction where Awards are, or will be, granted under the Plan.

(c) "Award" shall mean, individually or collectively, a grant under the Plan of Incentive Stock Options, Nonstatutory Stock Options, Restricted Stock, Restricted Stock Units, Stock Appreciation Rights, Performance Shares, Performance Units, Deferred Stock Units or Dividend Equivalents.

(d) "Award Agreement" shall mean the written or electronic agreement setting forth the terms and provisions applicable to each Award granted under the Plan. The Award Agreement is subject to the terms and conditions of the Plan.

(e) "Awarded Stock" shall mean the Ordinary Shares subject to an Award.

(f) "Board" shall mean the Board of Directors of the Company.

(g) "Change in Control" means the occurrence of any of the following events:

(i) A change in the ownership of the Company which occurs on the date that any one person, or more than one person acting as a group ("Person"), acquires ownership of the stock of the Company that, together with the stock held by such Person, constitutes more than fifty percent (50%) of the total voting power of the stock of the Company; provided, however,

that for purposes of this subsection (i), the acquisition of additional stock by any one Person, who is considered to own more than fifty percent (50%) of the total voting power of the stock of the Company will not be considered a Change in Control; or

(ii) A change in the effective control of the Company which occurs on the date that a majority of members of the Board is replaced during any twelve (12) month period by Directors whose appointment or election is not endorsed by a majority of the members of the Board prior to the date of the appointment or election. For purposes of this clause (ii), if any Person is considered to be in effective control of the Company, the acquisition of additional control of the Company by the same Person will not be considered a Change in Control; or

(iii) A change in the ownership of a substantial portion of the Company's assets which occurs on the date that any Person acquires (or has acquired during the twelve (12) month period ending on the date of the most recent acquisition by such person or persons) assets from the Company that have a total gross fair market value equal to or more than fifty percent (50%) of the total gross fair market value of all of the assets of the Company immediately prior to such acquisition or acquisitions; provided, however, that for purposes of this subsection (iii), the following will not constitute a change in the ownership of a substantial portion of the Company's assets: (A) a transfer to an entity that is controlled by the Company's shareholders immediately after the transfer, or (B) a transfer of assets by the Company to: (1) a shareholder of the Company (immediately before the asset transfer) in exchange for or with respect to the Company's stock, (2) an entity, fifty percent (50%) or more of the total value or voting power of which is owned, directly or indirectly, by the Company, (3) a Person, that owns, directly or indirectly, fifty percent (50%) or more of the total value or voting power of all the outstanding stock of the Company, or (4) an entity, at least fifty percent (50%) of the total value or voting power of which is owned, directly or indirectly, by a Person described in this subsection (iii)(B)(3). For purposes of this subsection (iii), gross fair market value means the value of the assets of the Company, or the value of the assets being disposed of, determined without regard to any liabilities associated with such assets.

For purposes of this Section 2(g), persons will be considered to be acting as a group if they are owners of a corporation that enters into a merger, consolidation, purchase or acquisition of stock, or similar business transaction with the Company.

(h) "Code" shall mean the Internal Revenue Code of 1986, as amended. Reference to a specific section of the Code or regulation thereunder shall include such section or regulation, any valid regulation promulgated under such section, and any comparable provision of any future legislation or regulation amending, supplementing or superseding such section or regulation.

(i) "Committee" shall mean the Committee appointed by the Board of Directors or a sub-committee appointed by the Board's designated committee in accordance with Section 4(a) of the Plan, if one is appointed.

(j) "Company." shall mean Ambarella, Inc.

(k) "Consultant" shall mean any person, including an advisor, engaged by the Company or a Parent or Subsidiary to render services and who is compensated for such services;

provided, however, that the term “Consultant” shall not include Outside Directors, unless such Outside Directors are compensated for services to the Company other than pursuant to their services as a Director.

(l) “Continuous Status as a Director” means that the Director relationship is not interrupted or terminated.

(m) “Director” shall mean a member of the Board.

(n) “Disability” means total and permanent disability as defined in Section 22(e)(3) of the Code.

(o) “Dividend Equivalent” shall mean a credit, payable in cash, made at the discretion of the Administrator, to the account of a Participant in an amount equal to the cash dividends paid on one Share for each Share represented by an Award held by such Participant. Dividend Equivalents shall be subject to the same vesting restrictions as the related Shares subject to an Award.

(p) “Employee” shall mean any person, including Officers and Directors, employed by the Company or any Parent or Subsidiary of the Company. An Employee shall not cease to be an Employee in the case of (i) any leave of absence approved by the Company or (ii) transfers between locations of the Company or between the Company, its Parent, any Subsidiary, or any successor. For purposes of Incentive Stock Options, no such leave may exceed ninety days, unless reemployment upon expiration of such leave is guaranteed by statute or contract. If reemployment upon expiration of a leave of absence approved by the Company is not so guaranteed, then six (6) months following the first (1st) day of such leave any Incentive Stock Option held by the Participant shall cease to be treated as an Incentive Stock Option and shall be treated for tax purposes as a Nonstatutory Stock Option.

(q) “Exchange Act” shall mean the Securities Exchange Act of 1934, as amended.

(r) “Exchange Program” means a program under which (i) outstanding Awards are surrendered or cancelled in exchange for Awards of the same type (which may have higher or lower exercise prices and different terms), Awards of a different type, and/or cash, (ii) Participants would have the opportunity to transfer any outstanding Awards to a financial institution or other person or entity selected by the Administrator, and/or (iii) the exercise price of an outstanding Award is reduced. The Administrator will determine the terms and conditions of any Exchange Program in its sole discretion.

(s) “Fair Market Value” shall mean as of any date, the value of the Ordinary Shares determined as follows:

(i) If the Ordinary Shares are listed on any established stock exchange or a national market system, including without limitation the Nasdaq Global Market, the Nasdaq Global Select Market or the Nasdaq Capital Market of the Nasdaq Stock Market, its Fair Market Value shall be the closing sales price for such stock (or the closing bid, if no sales were reported) as quoted on such exchange or system for the last market trading day prior to the time of

determination, as reported in *The Wall Street Journal* or such other source as the Administrator deems reliable or shall be such other value determined in good faith by the Administrator;

(ii) If the Ordinary Shares are regularly quoted by a recognized securities dealer but selling prices are not reported, the Fair Market Value of an Ordinary Share shall be the mean between the high bid and low asked prices for the Ordinary Shares on the last market trading day prior to the day of determination, as reported in *The Wall Street Journal* or such other source as the Administrator deems reliable or shall be such other value determined in good faith by the Administrator;

(iii) For purposes of any Awards granted on the Registration Date, the Fair Market Value shall be the initial price to the public as set forth in the final prospectus included within the registration statement in Form S-1 filed with the Securities and Exchange Commission for the initial public offering of the Company's Ordinary Shares; or

(iv) In the absence of an established market for the Ordinary Shares, the Fair Market Value shall be determined in good faith by the Administrator.

(t) "Fiscal Year" shall mean a fiscal year of the Company.

(u) "Incentive Stock Option" shall mean an Option intended to qualify as an incentive stock option within the meaning of Section 422 of the Code.

(v) "Nonstatutory Stock Option" shall mean an Option that by its terms does not qualify or is not intended to qualify as an Incentive Stock Option.

(w) "Officer" shall mean a person who is an officer of the Company within the meaning of Section 16 of the Exchange Act and the rules and regulations promulgated thereunder.

(x) "Option" shall mean a stock option granted pursuant to the Plan.

(y) "Optioned Stock" shall mean the Ordinary Shares subject to an Option.

(z) "Ordinary Shares" shall mean the Ordinary Shares of the Company.

(aa) "Outside Director" means a Director who is not an Employee or Consultant.

(bb) "Parent" shall mean a "parent corporation", whether now or hereafter existing, as defined in Section 424(e) of the Code.

(cc) "Participant" shall mean the holder of an outstanding Award.

(dd) "Performance Goals" means the goal(s) (or combined goal(s)) determined by the Administrator (in its discretion) to be applicable to a Participant with respect to an Award. As determined by the Administrator, the performance measures for any performance period will be any one or more of the following objective performance criteria, applied to either the Company as a whole or, except with respect to shareholder return metrics, to a region, business unit,

affiliate or business segment, and measured either on an absolute basis or relative to a pre-established target, to a previous period's results or to a designated comparison group, and, with respect to financial metrics, which may be determined in accordance with United States Generally Accepted Accounting Principles ("GAAP"), in accordance with accounting principles established by the International Accounting Standards Board ("IASB Principles") or which may be adjusted when established to exclude any items otherwise includable under GAAP or under IASB Principles or to include any items otherwise excludable under GAAP or under IASB Principles: (i) cash flow (including operating cash flow or free cash flow), (ii) revenue (on an absolute basis or adjusted for currency effects), (iii) gross margin, (iv) operating expenses or operating expenses as a percentage of revenue, (v) earnings (which may include earnings before interest and taxes, earnings before taxes and net earnings), (vi) earnings per share, (vii) stock price, (viii) return on equity, (ix) total shareholder return, (x) growth in shareholder value relative to the moving average of the S&P 500 Index or another index, (xi) return on capital, (xii) return on assets or net assets, (xiii) return on investment, (xiv) economic value added, (xv) operating profit or net operating profit, (xvi) operating margin, (xvii) market share, (xviii) contract awards or backlog, (xix) overhead or other expense reduction, (xx) credit rating, (xxi) objective customer indicators, (xxii) new product invention or innovation, (xxiii) attainment of research and development milestones, (xxiv) improvements in productivity, (xxv) attainment of objective operating goals, and (xxvi) objective employee metrics.

(ee) "Performance Share" shall mean a performance share Award granted to a Participant pursuant to Section 13.

(ff) "Performance Unit" means a performance unit Award granted to a Participant pursuant to Section 14.

(gg) "Plan" shall mean this 2012 Equity Incentive Plan, as may be amended from time to time.

(hh) "Registration Date" means the effective date of the first registration statement that is filed by the Company and declared effective pursuant to Section 12(g) of the Exchange Act, with respect to any class of the Company's securities.

(ii) "Restricted Stock" shall mean a restricted stock Award granted to a Participant pursuant to Section 11.

(jj) "Restricted Stock Unit" shall mean a bookkeeping entry representing an amount equal to the Fair Market Value of one Share, granted pursuant to Section 12. Each Restricted Stock Unit represents an unfunded and unsecured obligation of the Company.

(kk) "Rule 16b-3" shall mean Rule 16b-3 of the Exchange Act or any successor to Rule 16b-3, as in effect when discretion is being exercised with respect to the Plan.

(ll) "Section 16(b)" shall mean Section 16(b) of the Exchange Act.

(mm) "Service Provider" means an Employee, Director or Consultant.

(nn) “Share” shall mean an Ordinary Share, as adjusted in accordance with Section 19 of the Plan.

(oo) “Stock Appreciation Right” or “SAR” shall mean a stock appreciation right granted pursuant to Section 8 of the Plan.

(pp) “Subsidiary” shall mean a “subsidiary corporation”, whether now or hereafter existing, as defined in Section 424(f) of the Code.

3. Stock Subject to the Plan.

(a) Initial Reserve. Subject to the provisions of Section 19 of the Plan, the maximum aggregate number of Shares that may be issued under the Plan is 1,104,445 Shares, plus (i) any Shares that, as of the Registration Date, have been reserved but not issued under the Company’s 2004 Stock Plan (the “2004 Plan”) that are not subject to any awards granted thereunder, and (ii) any Shares subject to stock options or similar awards granted under the 2004 Plan that, after the Registration Date, expire or otherwise terminate without having been exercised in full and Shares issued pursuant to awards granted under the 2004 Plan that are forfeited to or repurchased by the Company, with the maximum number of Shares to be added to the Plan pursuant to clauses (i) and (ii) equal to 4,991,400 Shares. The Shares may be authorized, but unissued, or reacquired Ordinary Shares.

(b) Automatic Share Reserve Increase. The number of Shares available for issuance under the Plan will be increased on the first day of each Fiscal Year beginning with the 2014 Fiscal Year, in an amount equal to the least of (i) 3,500,000 Shares, (ii) four and one-half percent (4.5%) of the outstanding Shares on the last day of the immediately preceding Fiscal Year or (iii) such lesser number of Shares determined by the Board.

(c) Lapsed Awards. If an Award expires or becomes unexercisable without having been exercised in full, is surrendered pursuant to an Exchange Program, or, with respect to Restricted Stock, Restricted Stock Units, Deferred Stock Units, Performance Units or Performance Shares, is forfeited to or repurchased by the Company due to failure to vest, the unpurchased Shares (or for Awards other than Options or Stock Appreciation Rights the forfeited or repurchased Shares), which were subject thereto will become available for future grant or sale under the Plan (unless the Plan has terminated). With respect to Stock Appreciation Rights, only Shares actually issued (i.e., the net Shares issued) pursuant to a Stock Appreciation Right will cease to be available under the Plan; all remaining Shares under Stock Appreciation Rights will remain available for future grant or sale under the Plan (unless the Plan has terminated). Shares that have actually been issued under the Plan under any Award will not be returned to the Plan and will not become available for future distribution under the Plan; provided, however, that if Shares issued pursuant to Awards of Restricted Stock, Restricted Stock Units, Deferred Stock Units, Performance Shares or Performance Units are repurchased by the Company or are forfeited to the Company, such Shares will become available for future grant under the Plan. Shares used to pay the exercise price of an Award or to satisfy the tax withholding obligations related to an Award will become available for future grant or sale under the Plan. To the extent an Award under the Plan is paid out in cash rather than Shares, such cash payment will not result in reducing the number of Shares available for issuance under the Plan. Notwithstanding the

foregoing and, subject to adjustment as provided in Section 19, the maximum number of Shares that may be issued upon the exercise of Incentive Stock Options will equal the aggregate Share number stated in Section 3(a), plus, to the extent allowable under Section 422 of the Code and the Treasury Regulations promulgated thereunder, any Shares that become available for issuance under the Plan pursuant to Sections 3(b) and 3(c).

(d) Share Reserve. The Company, during the term of this Plan, will at all times reserve and keep available such number of Shares as will be sufficient to satisfy the requirements of the Plan.

4. Administration of the Plan.

(a) Procedure.

(i) Multiple Administrative Bodies. If permitted by Applicable Laws, the Plan may be administered by different bodies with respect to Directors, Officers who are not Directors, and Employees who are neither Directors nor Officers.

(ii) Section 162(m). To the extent that the Administrator determines it to be desirable to qualify Awards granted hereunder as “performance-based compensation” within the meaning of Section 162(m) of the Code, the Plan shall be administered by a Committee consisting solely of two or more “outside directors” within the meaning of Section 162(m) of the Code.

(iii) Administration With Respect to Officers Subject to Section 16(b). With respect to Option grants made to Employees who are also Officers subject to Section 16(b) of the Exchange Act, the Plan shall be administered by (A) the Board, if the Board may administer the Plan in compliance with Rule 16b-3, or (B) a committee designated by the Board to administer the Plan, which committee shall be constituted to comply with Rule 16b-3. Once appointed, such Committee shall continue to serve in its designated capacity until otherwise directed by the Board. From time to time the Board may increase the size of the Committee and appoint additional members, remove members (with or without cause) and substitute new members, fill vacancies (however caused), and remove all members of the Committee and thereafter directly administer the Plan, all to the extent permitted by Rule 16b-3.

(iv) Administration With Respect to Other Persons. With respect to Award grants made to Employees or Consultants who are not Officers of the Company, the Plan shall be administered by (A) the Board, (B) a committee designated by the Board, or (C) a sub-committee designated by the designated committee, which committee or sub-committee shall be constituted to satisfy Applicable Laws. Once appointed, such Committee shall serve in its designated capacity until otherwise directed by the Board. The Board may increase the size of the Committee and appoint additional members, remove members (with or without cause) and substitute new members, fill vacancies (however caused), and remove all members of the Committee and thereafter directly administer the Plan, all to the extent permitted by Applicable Laws.

(v) Administration With Respect to Outside Directors. Any discretionary Award grants to Outside Directors shall be made by the Board or a committee thereof. The Board or a committee thereof shall administer the Plan with respect to Outside Director Awards.

(b) Powers of the Administrator. Subject to the provisions of the Plan, and in the case of a Committee, subject to the specific duties delegated by the Board to such Committee, the Administrator shall have the authority, in its discretion:

- (i) to determine the Fair Market Value in accordance with Section 2(s) of the Plan;
- (ii) to select the Service Providers to whom Awards may be granted hereunder;
- (iii) to determine whether and to what extent Awards are granted hereunder;
- (iv) to determine the number of Ordinary Shares to be covered by each Award granted hereunder;
- (v) to approve forms of agreement for use under the Plan;
- (vi) to determine the terms and conditions of any, and to institute any Exchange Program;
- (vii) to determine the terms and conditions, not inconsistent with the terms of the Plan, of any Award granted hereunder. Such terms and conditions include, but are not limited to, the exercise price, the time or times when Awards vest or may be exercised (which may be based on performance criteria), any vesting acceleration or waiver of forfeiture restrictions (subject to compliance with applicable laws, including Code Section 409A), and any restriction or limitation regarding any Award or the Ordinary Shares relating thereto, based in each case on such factors as the Administrator, in its sole discretion, shall determine;
- (viii) to construe and interpret the terms of the Plan and Awards granted pursuant to the Plan;
- (ix) to prescribe, amend and rescind rules and regulations relating to the Plan, including rules and regulations relating to sub-plans established for the purpose of qualifying for preferred tax treatment under foreign tax laws;
- (x) to modify or amend each Award (subject to Section 6 and Section 22(c) of the Plan), including the discretionary authority to extend the post-termination exercisability period of Options or SARs longer than is otherwise provided for in the Plan (but in no event more than ten years from the grant date);
- (xi) to allow Participants to satisfy withholding tax obligations by electing to have the Company withhold from the Shares or cash to be issued upon exercise or vesting of an Award that number of Shares or cash having a Fair Market Value equal to the amount required to be withheld. The Fair Market Value of any Shares to be withheld shall be determined on the

date that the amount of tax to be withheld is to be determined. All elections by a Participant to have Shares or cash withheld for this purpose shall be made in such form and under such conditions as the Administrator may deem necessary or advisable;

(xii) to authorize any person to execute on behalf of the Company any instrument required to effect the grant of an Award previously granted by the Administrator;

(xiii) to determine the terms and restrictions applicable to Awards;

(xiv) to determine whether Awards (other than Options or SARs) will be adjusted for Dividend Equivalents; and

(xv) to make all other determinations deemed necessary or advisable for administering the Plan.

(c) Delegation. The Board may delegate responsibility for administering the Plan, including with respect to designated classes of Employees and Consultants, to different committees consisting of one or more Directors subject to such limitations as the Board deems appropriate. To the extent consistent with applicable law, the Board or the Compensation Committee may authorize one or more officers of the Company to grant Awards to designated classes of Employees and Consultants, within limits specifically prescribed by the Board or the Compensation Committee; provided, however, that no such officer shall have or obtain authority to grant Awards to himself or herself or to other Company executive officers.

(i) Effect of Administrator's Decision. All decisions, determinations and interpretations of the Administrator shall be final and binding on all Participants and any other holders of any Awards granted under the Plan.

5. Eligibility. Awards may be granted only to Service Providers. Incentive Stock Options may be granted only to Employees. A Service Provider who has been granted an Award may, if he or she is otherwise eligible, be granted an additional Award or Awards.

6. Code Section 162(m) Provisions.

(a) Option and SAR Annual Share Limit. No Participant shall be granted, in any Fiscal Year, Options and Stock Appreciation Rights to purchase more than 2,000,000 Shares; provided, however, that such limit shall be 4,000,000 Shares in the Participant's first Fiscal Year of Company service.

(b) Restricted Stock, Performance Share and Restricted Stock Unit Annual Limit. No Participant shall be granted, in any Fiscal Year, more than 1,500,000 Shares in the aggregate of the following: (i) Restricted Stock, (ii) Performance Shares, or (iii) Restricted Stock Units; provided, however, that such limit shall be 3,000,000 Shares in the Participant's first Fiscal Year of Company service.

(c) Performance Units Annual Limit. No Participant shall receive Performance Units, in any Fiscal Year, having an initial value greater than \$2,000,000, provided, however, that such limit shall be \$4,000,000 in the Participant's first Fiscal Year of Company service.

(d) Section 162(m) Performance Restrictions. For purposes of qualifying grants of Restricted Stock, Performance Shares, Performance Units or Restricted Stock Units as “performance-based compensation” under Section 162(m) of the Code, the Administrator, in its discretion, may set restrictions based upon the achievement of Performance Goals. The Performance Goals shall be set by the Administrator on or before the latest date permissible to enable the Restricted Stock, Performance Shares, Performance Units or Restricted Stock Units to qualify as “performance-based compensation” under Section 162(m) of the Code. In granting Restricted Stock, Performance Shares, Performance Units or Restricted Stock Units which are intended to qualify under Section 162(m) of the Code, the Administrator shall follow any procedures determined by it from time to time to be necessary or appropriate to ensure qualification of the Award under Section 162(m) of the Code (e.g., in determining the Performance Goals).

(e) Changes in Capitalization. The numerical limitations in Sections 6(a) and (b) shall be adjusted proportionately in connection with any change in the Company’s capitalization as described in Section 19(a).

7. Stock Options.

(a) Type of Option. Each Option shall be designated in the Award Agreement as either an Incentive Stock Option or a Nonstatutory Stock Option. However, notwithstanding such designations, to the extent that the aggregate Fair Market Value of Shares subject to a Participant’s incentive stock options granted by the Company, any Parent or Subsidiary, that become exercisable for the first time during any calendar year (under all plans of the Company or any Parent or Subsidiary) exceeds \$100,000, such excess Options shall be treated as Nonstatutory Stock Options. For purposes of this Section 7(a), incentive stock options shall be taken into account in the order in which they were granted, and the Fair Market Value of the Shares shall be determined as of the time of grant.

(b) Term of Option. The term of each Option shall be stated in the Notice of Grant; provided, however, that the term shall be ten (10) years from the date of grant or such shorter term as may be provided in the Notice of Grant. Moreover, in the case of an Incentive Stock Option granted to a Participant who, at the time the Incentive Stock Option is granted, owns stock representing more than ten percent (10%) of the total combined voting power of all classes of stock of the Company or any Parent or Subsidiary, the term of the Incentive Stock Option shall be five (5) years from the date of grant or such shorter term as may be provided in the Notice of Grant.

(c) Exercise Price and Consideration.

(i) The per Share exercise price for the Shares to be issued pursuant to exercise of an Option shall be such price as is determined by the Administrator, but shall be subject to the following:

(A) In the case of an Incentive Stock Option granted to an Employee who, at the time the Incentive Stock Option is granted, owns stock representing more than ten percent (10%) of the voting power of all classes of stock of the Company or any Parent or

Subsidiary, the per Share exercise price shall be no less than 110% of the Fair Market Value per Share on the date of grant.

(B) In the case of any other Incentive Stock Option and any Nonstatutory Stock Option, the per Share exercise price shall be no less than 100% of the Fair Market Value per Share on the date of grant.

(C) Notwithstanding the foregoing, Options may be granted with a per Share exercise price of less than 100% of the Fair Market Value per Share on the date of grant pursuant to a transaction described in, and in a manner consistent with, Section 424(a) of the Code.

(d) The consideration to be paid for the Shares to be issued upon exercise of an Option, including the method of payment, shall be determined by the Administrator. Such consideration, to the extent permitted by Applicable Laws, may consist entirely of:

(i) cash;

(ii) check;

(iii) other Shares which have a Fair Market Value on the date of surrender equal to the aggregate exercise price of the Shares as to which said Option shall be exercised;

(iv) broker-assisted cashless exercise;

(v) any combination of the foregoing methods of payment; or

(vi) such other consideration and method of payment for the issuance of Shares to the extent permitted by Applicable Laws.

8. Stock Appreciation Rights.

(a) Grant of SARs. Subject to the terms and conditions of the Plan, SARs may be granted to Participants at any time and from time to time as shall be determined by the Administrator, in its sole discretion. Subject to Section 6(a) hereof, the Administrator shall have complete discretion to determine the number of SARs granted to any Participant.

(b) Exercise Price and other Terms. The per share exercise price for the Shares to be issued pursuant to exercise of an SAR shall be determined by the Administrator and shall be no less than 100% of the Fair Market Value per share on the date of grant. Otherwise, subject to Section 6(a) of the Plan, the Administrator, subject to the provisions of the Plan, shall have complete discretion to determine the terms and conditions of SARs granted under the Plan; provided, however, that no SAR may have a term of more than ten (10) years from the date of grant.

(c) Payment of SAR Amount. Upon exercise of a SAR, a Participant shall be entitled to receive payment from the Company in an amount determined by multiplying:

(i) The difference between the Fair Market Value of a Share on the date of exercise over the exercise price; times

(ii) The number of Shares with respect to which the SAR is exercised.

(d) Payment upon Exercise of SAR. At the discretion of the Administrator, but only as specified in the Award Agreement, payment for a SAR may be in cash, Shares or a combination thereof. If the Award Agreement is silent as to the form of payment, payment of the SAR may only be in Shares.

(e) SAR Agreement. Each SAR grant shall be evidenced by an Award Agreement that shall specify the exercise price, the term of the SAR, the conditions of exercise, whether it may be settled in cash, Shares or a combination thereof, and such other terms and conditions as the Administrator, in its sole discretion, shall determine.

(f) Expiration of SARs. A SAR granted under the Plan shall expire upon the date determined by the Administrator, in its sole discretion, and set forth in the Award Agreement.

9. Exercise of Option or SAR.

(a) Procedure for Exercise; Rights as a Shareholder. Any Option or SAR granted hereunder shall be exercisable at such times and under such conditions as determined by the Administrator, including performance criteria with respect to the Company and/or the Participant, and as shall be permissible under the terms of the Plan.

An Option or SAR may not be exercised for a fraction of a Share.

An Option or SAR shall be deemed to be exercised when written notice of such exercise has been given to the Company in accordance with the terms of the Option or SAR by the person entitled to exercise the Option or SAR and, with respect to Options only, full payment for the Shares with respect to which the Option is exercised has been received by the Company. With respect to Options only, full payment may, as authorized by the Administrator, consist of any consideration and method of payment allowable under Section 7(d) of the Plan. Until the issuance (as evidenced by the appropriate entry on the books of the Company or of a duly authorized transfer agent of the Company) of the stock certificate evidencing such Shares, no right to vote or receive dividends or any other rights as a shareholder shall exist with respect to the Optioned Stock, notwithstanding the exercise of the Option. No adjustment will be made for a dividend or other right for which the record date is prior to the date the stock certificate is issued, except as provided in Section 19 of the Plan.

(b) Termination of Status as a Service Provider. If a Participant ceases to serve as a Service Provider, other than upon their death or Disability, he or she may, but only within 90 days (or such other period of time as is determined by the Administrator and as set forth in the Option or SAR Agreement) after the date he or she ceases to be a Service Provider, exercise his or her Option or SAR to the extent that he or she was entitled to exercise it at the date of such

termination. To the extent that he or she was not entitled to exercise the Option or SAR at the date of such termination, or if he or she does not exercise such Option or SAR (which he or she was entitled to exercise) within the time specified herein, the Option or SAR shall terminate.

(c) Disability. If a Participant ceases to be a Service Provider as a result of the Participant's Disability, the Participant may exercise his or her Option or SAR within such period of time as is specified in the Award Agreement to the extent the Option or SAR is vested on the date of termination (but in no event later than the expiration of the term of such Option or SAR as set forth in the Award Agreement). In the absence of a specified time in the Award Agreement, the Option or SAR shall remain exercisable for twelve (12) months following the Participant's termination. If, on the date of termination, the Participant is not vested as to his or her entire Option or SAR, the Shares covered by the unvested portion of the Option or SAR shall revert to the Plan. If, after termination, the Participant does not exercise his or her Option or SAR within the time specified herein, the Option or SAR shall terminate, and the Shares covered by such Option or SAR shall revert to the Plan.

(d) Death of Participant. If a Participant dies while a Service Provider, the Option or SAR may be exercised following the Participant's death within such period of time as is specified in the Award Agreement (but in no event may the option be exercised later than the expiration of the term set forth in the Award Agreement), by the Participant's designated beneficiary, provided such beneficiary has been designated prior to Participant's death in a form acceptable to the Administrator. If no such beneficiary has been designated by the Participant, then such Option or SAR may be exercised by the personal representative of the Participant's estate or by the person(s) to whom the Option or SAR is transferred pursuant to the Participant's will or in accordance with the laws of descent and distribution. In the absence of a specified time in the Award Agreement, the Option or SAR shall remain exercisable for twelve (12) months following Participant's death. If the Option or SAR is not so exercised within the time specified herein, the Option or SAR shall terminate, and the Shares covered by such Option or SAR shall revert to the Plan.

10. Grants to Outside Directors. The Board or a Committee thereof may institute, by resolution, automatic Award grants to new and to continuing members of the Board, with the number and type of such Awards, with such terms and conditions, and based upon such criteria, if any, as is determined by the Board or its Committee, in their sole discretion. Notwithstanding the foregoing, no Outside Director may be granted, in any Fiscal Year of the Company, Awards with a grant date fair value (determined in accordance with U.S. generally accepted accounting principles) of more than \$500,000, increased to \$1,000,000 in connection with his or her initial service as an Outside Director. Any Awards granted to an individual while he or she was an Employee, or while he or she was a Consultant but not an Outside Director, will not count for purposes of the limitations under this Section 10.

11. Restricted Stock.

(a) Grant of Restricted Stock. Subject to the terms and conditions of the Plan, Restricted Stock may be granted to Participants at any time as shall be determined by the Administrator, in its sole discretion. Subject to Section 6(b) hereof, the Administrator shall have complete discretion to determine (i) the number of Shares subject to a Restricted Stock award

granted to any Participant, and (ii) the conditions that must be satisfied, which typically will be based principally or solely on continued provision of services but may include a performance-based component, upon which is conditioned the grant, vesting or issuance of Restricted Stock.

(b) Other Terms. The Administrator, subject to the provisions of the Plan, shall have complete discretion to determine the terms and conditions of Restricted Stock granted under the Plan; provided that Restricted Stock may only be issued in the form of Shares. Restricted Stock grants shall be subject to the terms, conditions, and restrictions determined by the Administrator at the time the stock or the restricted stock unit is awarded. The Administrator may require the recipient to sign a Restricted Stock Award agreement as a condition of the award. Any certificates representing the Shares of stock awarded shall bear such legends as shall be determined by the Administrator.

(c) Restricted Stock Award Agreement. Each Restricted Stock grant shall be evidenced by an agreement that shall specify the purchase price (if any) and such other terms and conditions as the Administrator, in its sole discretion, shall determine; provided; however, that if the Restricted Stock grant has a purchase price, such purchase price must be paid no more than ten (10) years following the date of grant.

12. Restricted Stock Units.

(a) Grant. Restricted Stock Units may be granted at any time and from time to time as determined by the Administrator. After the Administrator determines that it will grant Restricted Stock Units under the Plan, it shall advise the Participant in writing or electronically of the terms, conditions, and restrictions related to the grant, including the number of Restricted Stock Units and the form of payout, which, subject to Section 6(b) hereof, may be left to the discretion of the Administrator.

(b) Vesting Criteria and Other Terms. The Administrator shall set vesting criteria in its discretion, which, depending on the extent to which the criteria are met, will determine the number of Restricted Stock Units that will be paid out to the Participant. The Administrator may set vesting criteria based upon the achievement of Company-wide, business unit, or individual goals (including, but not limited to, continued employment), or any other basis determined by the Administrator in its discretion.

(c) Earning Restricted Stock Units. Upon meeting the applicable vesting criteria, the Participant shall be entitled to receive a payout as specified in the Restricted Stock Unit Award Agreement. Notwithstanding the foregoing, at any time after the grant of Restricted Stock Units, the Administrator, in its sole discretion, may reduce or waive any vesting criteria that must be met to receive a payout.

(d) Form and Timing of Payment. Payment of earned Restricted Stock Units shall be made as soon as practicable after the date(s) set forth in the Restricted Stock Unit Award Agreement. The Administrator, in its sole discretion, but only as specified in the Award Agreement, may pay earned Restricted Stock Units in cash, Shares, or a combination thereof. If the Award Agreement is silent as to the form of payment, payment of the Restricted Stock Units may only be in Shares.

(e) Cancellation. On the date set forth in the Restricted Stock Unit Award Agreement, all unearned Restricted Stock Units shall be forfeited to the Company.

13. Performance Shares.

(a) Grant of Performance Shares. Subject to the terms and conditions of the Plan, Performance Shares may be granted to Participants at any time as shall be determined by the Administrator, in its sole discretion. Subject to Section 6(b) hereof, the Administrator shall have complete discretion to determine (i) the number of Shares subject to a Performance Share award granted to any Participant, and (ii) the conditions that must be satisfied, which typically will be based principally or solely on achievement of performance milestones but may include a service-based component, upon which is conditioned the grant or vesting of Performance Shares. Performance Shares shall be granted in the form of units to acquire Shares. Each such unit shall be the equivalent of one Share for purposes of determining the number of Shares subject to an Award. Until the Shares are issued, no right to vote or receive dividends or any other rights as a shareholder shall exist with respect to the units to acquire Shares.

(b) Other Terms. The Administrator, subject to the provisions of the Plan, shall have complete discretion to determine the terms and conditions of Performance Shares granted under the Plan. Performance Share grants shall be subject to the terms, conditions, and restrictions determined by the Administrator at the time the stock is awarded, which may include such performance-based milestones as are determined appropriate by the Administrator. The Administrator may require the recipient to sign a Performance Shares Award Agreement as a condition of the award. Any certificates representing the Shares of stock awarded shall bear such legends as shall be determined by the Administrator.

(c) Performance Share Award Agreement. Each Performance Share grant shall be evidenced by an Award Agreement that shall specify such other terms and conditions as the Administrator, in its sole discretion, shall determine.

14. Performance Units.

(a) Grant of Performance Units. Performance Units are similar to Performance Shares, except that they shall be settled in a cash equivalent to the Fair Market Value of the underlying Shares, determined as of the vesting date. Subject to the terms and conditions of the Plan, Performance Units may be granted to Participants at any time and from time to time as shall be determined by the Administrator, in its sole discretion. The Administrator shall have complete discretion to determine the conditions that must be satisfied, which typically will be based principally or solely on achievement of performance milestones but may include a service-based component, upon which is conditioned the grant or vesting of Performance Units. Performance Units shall be granted in the form of units to acquire Shares. Each such unit shall be the cash equivalent of one Share. No right to vote or receive dividends or any other rights as a shareholder shall exist with respect to Performance Units or the cash payable thereunder.

(b) Number of Performance Units. Subject to Section 6(c) hereof, the Administrator will have complete discretion in determining the number of Performance Units granted to any Participant.

(c) Other Terms. The Administrator, subject to the provisions of the Plan, shall have complete discretion to determine the terms and conditions of Performance Units granted under the Plan. Performance Unit grants shall be subject to the terms, conditions, and restrictions determined by the Administrator at the time the grant is awarded, which may include such performance-based milestones as are determined appropriate by the Administrator. The Administrator may require the recipient to sign a Performance Unit agreement as a condition of the award. Any certificates representing the units awarded shall bear such legends as shall be determined by the Administrator.

(d) Performance Unit Award Agreement. Each Performance Unit grant shall be evidenced by an agreement that shall specify such terms and conditions as the Administrator, in its sole discretion, shall determine.

15. Deferred Stock Units.

(a) Description. Deferred Stock Units shall consist of a Restricted Stock, Restricted Stock Unit, Performance Share or Performance Unit Award that the Administrator, in its sole discretion permits to be paid out in installments or on a deferred basis, in accordance with rules and procedures established by the Administrator. Deferred Stock Units shall remain subject to the claims of the Company's general creditors until distributed to the Participant.

(b) 162(m) Limits. Deferred Stock Units shall be subject to the annual 162(m) limits applicable to the underlying Restricted Stock, Restricted Stock Unit, Performance Share or Performance Unit Award as set forth in Section 6 hereof.

16. Leaves of Absence. Unless the Administrator provides otherwise or as otherwise required by Applicable Laws, vesting of Awards granted hereunder shall cease commencing on the first day of any unpaid leave of absence and shall only recommence upon return to active service.

17. Part-Time Service. Unless otherwise required by Applicable Laws, if as a condition to being permitted to work on a less than full-time basis, the Participant agrees that any service-based vesting of Awards granted hereunder shall be extended on a proportionate basis in connection with such transition to a less than a full-time basis, vesting shall be adjusted in accordance with such agreement. Such vesting shall be proportionately re-adjusted prospectively in the event that the Employee subsequently becomes regularly scheduled to work additional hours of service.

18. Non-Transferability of Awards. Except as determined otherwise by the Administrator in its sole discretion (but never a transfer in exchange for value), Awards may not be sold, pledged, assigned, hypothecated, transferred, or disposed of in any manner other than by will or by the laws of descent or distribution and may be exercised, during the lifetime of the Participant, only by the Participant, without the prior written consent of the Administrator. If the Administrator makes an Award transferable, such Award shall contain such additional terms and conditions as the Administrator deems appropriate.

19. Adjustments Upon Changes in Capitalization, Dissolution, Merger or Change in Control.

(a) Changes in Capitalization. Subject to any required action by the shareholders of the Company, the number of Ordinary Shares covered by each outstanding Award, and the number of Ordinary Shares which have been authorized for issuance under the Plan but as to which no Awards have yet been granted or which have been returned to the Plan upon cancellation or expiration of an Award, as well as the price per share of Ordinary Shares covered by each such outstanding Award and the annual share limitations under Sections 6(a) and (b) hereof, shall be proportionately adjusted for any increase or decrease in the number of issued Ordinary Shares resulting from a stock split, reverse stock split, stock dividend, combination or reclassification of the Ordinary Shares, or any other increase or decrease in the number of issued Ordinary Shares effected without receipt of consideration by the Company; provided, however, that conversion of any convertible securities of the Company shall not be deemed to have been “effected without receipt of consideration.” Such adjustment shall be made by the Board, whose determination in that respect shall be final, binding and conclusive. Except as expressly provided herein, no issuance by the Company of shares of stock of any class, or securities convertible into shares of stock of any class, shall affect, and no adjustment by reason thereof shall be made with respect to, the number or price of Ordinary Shares subject to an Award.

(b) Dissolution or Liquidation. In the event of the proposed dissolution or liquidation of the Company, the Administrator shall notify each Participant as soon as practicable prior to the effective date of such proposed transaction. The Administrator in its discretion may provide for a Participant to have the right to exercise his or her Option or SAR until ten (10) days prior to such transaction as to all of the Awarded Stock covered thereby, including Shares as to which the Award would not otherwise be exercisable. In addition, the Administrator may provide that any Company repurchase option or forfeiture rights applicable to any Award shall lapse 100%, and that any Award vesting shall accelerate 100%, provided the proposed dissolution or liquidation takes place at the time and in the manner contemplated. To the extent it has not been previously exercised (with respect to Options and SARs) or vested (with respect to other Awards), an Award will terminate immediately prior to the consummation of such proposed action.

(c) Merger or Change in Control. In the event of a merger or Change in Control, each outstanding Award will be treated as the Administrator determines, including, without limitation, that each Award be assumed or an equivalent option or right substituted by the successor corporation or a Parent or Subsidiary of the successor corporation. The Administrator will not be required to treat all Awards similarly in the transaction.

In the event that the successor corporation does not assume or substitute for the Award, the Participant will fully vest in and have the right to exercise all of his or her outstanding Options and Stock Appreciation Rights, including Shares as to which such Awards would not otherwise be vested or exercisable, all restrictions on Restricted Stock and Restricted Stock Units will lapse, and, with respect to Awards with performance-based vesting, all performance goals or other vesting criteria will be deemed achieved at one hundred percent (100%) of target levels and all other terms and conditions met. In addition, if an Option or Stock Appreciation Right is not assumed or substituted in the event of a Change in Control, the Administrator will notify the Participant in writing or electronically that the Option or Stock Appreciation Right will be

exercisable for a period of time determined by the Administrator in its sole discretion, and the Option or Stock Appreciation Right will terminate upon the expiration of such period.

For the purposes of this subsection (c), an Award will be considered assumed if, following the Change in Control, the Award confers the right to purchase or receive, for each Share subject to the Award immediately prior to the Change in Control, the consideration (whether stock, cash, or other securities or property) received in the Change in Control by holders of Ordinary Shares for each Share held on the effective date of the transaction (and if holders were offered a choice of consideration, the type of consideration chosen by the holders of a majority of the outstanding Shares); provided, however, that if such consideration received in the Change in Control is not solely ordinary shares of the successor corporation or its Parent, the Administrator may, with the consent of the successor corporation, provide for the consideration to be received upon the exercise of an Option or Stock Appreciation Right or upon the payout of a Restricted Stock Unit, Performance Unit or Performance Share, for each Share subject to such Award, to be solely ordinary shares of the successor corporation or its Parent equal in fair market value to the per share consideration received by holders of Ordinary Shares in the Change in Control.

Notwithstanding anything in this Section 19(c) to the contrary, an Award that vests, is earned or paid-out upon the satisfaction of one or more performance goals will not be considered assumed if the Company or its successor modifies any of such performance goals without the Participant's consent; provided, however, a modification to such performance goals only to reflect the successor corporation's post-Change in Control corporate structure will not be deemed to invalidate an otherwise valid Award assumption.

(d) Outside Director Awards. With respect to Awards granted to an Outside Director that are assumed or substituted for in a Change in Control or merger, if on the date of or following such assumption or substitution the Participant's status as a Director or a director of the successor corporation, as applicable, is terminated other than upon a voluntary resignation by the Participant (unless such voluntary resignation is at the request of the acquirer), then the Outside Director will immediately vest 100% in all such Awards.

20. Time of Granting Awards. The date of grant of an Award shall, for all purposes, be the date on which the Administrator makes the determination granting such Award or such later date as is specified by the Administrator. Notice of the determination shall be given to each Employee or Consultant to whom an Award is so granted within a reasonable time after the date of such grant.

21. Term of Plan. Subject to Section 22, the Plan will become effective upon the later to occur of (i) its adoption by the Board or (ii) one business day immediately prior to the Registration Date. The Plan shall continue in effect until ten years from the date of its initial adoption by the Board.

22. Shareholder Approval. The Plan will be subject to approval by the shareholders of the Company within twelve (12) months after the date the Plan is adopted by the Board. Such shareholder approval will be obtained in the manner and to the degree required under Applicable Laws.

23. Amendment and Termination of the Plan.

(a) Amendment and Termination. The Board may at any time amend, alter, suspend or terminate the Plan.

(b) Shareholder Approval. The Company shall obtain shareholder approval of any Plan amendment to the extent necessary and desirable to comply with Rule 16b-3 or with Section 422 of the Code (or any successor rule or statute or other applicable law, rule or regulation, including the requirements of any exchange or quotation system on which the Ordinary Shares are listed or quoted). Such shareholder approval, if required, shall be obtained in such a manner and to such a degree as is required by the applicable law, rule or regulation.

(c) Effect of Amendment or Termination. No amendment, alteration, suspension or termination of the Plan shall impair the rights of any Participant, unless mutually agreed otherwise between the Participant and the Administrator, which agreement must be in writing and signed by the Participant and the Company. Termination of the Plan will not affect the Administrator's ability to exercise the powers granted to it hereunder with respect to Awards granted under the Plan prior to the date of such termination.

24. Conditions Upon Issuance of Shares. Shares shall not be issued pursuant to the exercise of an Option unless the exercise of such Option and the issuance and delivery of such Shares pursuant thereto shall comply with all relevant provisions of law, including, without limitation, the Securities Act, the Exchange Act, the rules and regulations promulgated thereunder, state securities laws, and the requirements of any stock exchange upon which the Shares may then be listed, and shall be further subject to the approval of counsel for the Company with respect to such compliance.

As a condition to the exercise or payout, as applicable, of an Award, the Company may require the person exercising such Option or SAR, or in the case of another Award (other than a Dividend Equivalent or Performance Unit), the person receiving the Shares upon vesting, to render to the Company a written statement containing such representations and warranties as, in the opinion of counsel for the Company, may be required to ensure compliance with any of the aforementioned relevant provisions of law, including a representation that the Shares are being purchased only for investment and without any present intention to sell or distribute such Shares, if, in the opinion of counsel for the Company, such a representation is required.

25. Reservation of Shares. The Company, during the term of this Plan, will at all times reserve and keep available such number of Shares as shall be sufficient to satisfy the requirements of the Plan. Inability of the Company to obtain authority from any regulatory body having jurisdiction, which authority is deemed by the Company's counsel to be necessary to the lawful issuance and sale of any Shares hereunder, shall relieve the Company of any liability in respect of the failure to issue or sell such Shares as to which such requisite authority shall not have been obtained.

26. Tax.

(a) Withholding Requirements. Prior to the delivery of any Shares or cash pursuant to an Award (or exercise thereof) or such earlier time as any tax withholding obligations are due,

the Company will have the power and the right to deduct or withhold, or require a Participant to remit to the Company, an amount sufficient to satisfy federal, state, local, foreign or other taxes (including the Participant's FICA obligation) required to be withheld with respect to such Award (or exercise thereof).

(b) Withholding Arrangements. The Administrator, in its sole discretion and pursuant to such procedures as it may specify from time to time, may permit a Participant to satisfy such tax withholding obligation, in whole or in part by (without limitation) (a) paying cash, (b) electing to have the Company withhold otherwise deliverable cash or Shares having a Fair Market Value equal to the minimum statutory amount required to be withheld, or (c) delivering to the Company already-owned Shares having a Fair Market Value equal to the minimum statutory amount required to be withheld. The Fair Market Value of the Shares to be withheld or delivered will be determined as of the date that the taxes are required to be withheld.

(c) Section 409A Compliance. Awards granted hereunder are intended to comply with the requirements of Section 409A of the Code to the extent Section 409A of the Code applies to such Awards, and any ambiguities in this Plan or Awards granted hereunder will be interpreted to so comply. The terms of the Plan and any Award granted under the Plan shall be interpreted, operated and administered in a manner consistent with the foregoing intention to the extent the Administrator deems necessary or advisable in its sole discretion. Notwithstanding any other provision in the Plan, the Administrator, to the extent it unilaterally deems necessary or advisable in its sole discretion, reserves the right, but shall not be required, to amend or modify the Plan and any Award granted under the Plan so that the Award qualifies for exemption from or complies with Section 409A of the Code; provided, however, that the Company makes no representation that the Awards granted under the Plan shall be exempt from or comply with Section 409A of the Code and makes no undertaking to preclude Section 409A of the Code from applying to Awards granted under the Plan.

27. No Effect on Employment or Service. Neither the Plan nor any Award will confer upon a Participant any right with respect to continuing the Participant's relationship as a Service Provider with the Company, nor will they interfere in any way with the Participant's right or the Company's right to terminate such relationship at any time, with or without cause, to the extent permitted by Applicable Laws.

28. Dodd-Frank Clawback. In the event that the Company is required to restate its audited financial statements due to material noncompliance with any financial reporting requirement under the securities laws, each current or former executive officer Participant shall be required to immediately repay the Company any compensation they received pursuant to Awards hereunder during the three-year period preceding the date upon which the Company is required to prepare the restatement that is in excess of what would have been paid to the executive officer Participant under the restated financial statement, in accordance with Section 10D of the Exchange Act and any rules promulgated thereunder. Any amount required to be repaid hereunder shall be determined by the Board or its Committee in its sole discretion, unless otherwise required by Applicable Laws, and shall be binding on all current and former executive officer Participants.

AMBARELLA, INC.
2012 EQUITY INCENTIVE PLAN
PERFORMANCE-BASED RESTRICTED STOCK UNIT AGREEMENT

Unless otherwise defined herein, the terms defined in the Ambarella, Inc. 2012 Equity Incentive Plan (the “**Plan**”) will have the same defined meanings in this Performance-based Restricted Stock Unit Agreement (the “**Award Agreement**”), which includes the Notice of Performance-based Restricted Stock Unit Grant (the “**Notice of Grant**”), the Terms and Conditions of Restricted Stock Unit Grant, attached hereto as Exhibit A, and the Performance and Vesting Terms of Restricted Stock Unit Grant (the “**Performance Terms**”), attached hereto as Exhibit B.

NOTICE OF PERFORMANCE-BASED RESTRICTED STOCK UNIT GRANT

Participant Name:

Address:

Participant has been granted the right to receive an Award of performance-based Restricted Stock Units, subject to the terms and conditions of the Plan and this Award Agreement, as follows:

Grant Number	_____
Date of Grant	_____
Vesting Commencement Date	_____
Target Number of Restricted Stock Units	_____
Maximum Number of Restricted Stock Units	[]% of Target Number of Restricted Stock Units
Performance Period	The Company’s [] fiscal year

Vesting Schedule: *[Insert Vesting Schedule, i.e.,: The number of Restricted Stock Units subject to this Award Agreement in which Participant may vest will depend upon the achievement of specified criteria and continued status as a Service Provider, as set forth in the Performance Terms attached hereto as Exhibit B, subject to the terms of this Award Agreement and the Plan. In the event Participant ceases to be a Service Provider for any or no reason before Participant vests in the Restricted Stock Units, the Restricted Stock Units and Participant’s right to acquire any Shares hereunder will terminate immediately.]*

By Participant’s signature and the signature of the representative of Ambarella, Inc. (the “**Company**”) below, Participant and the Company agree that this Award of Restricted Stock Units is granted under and governed by the terms and conditions of the Plan and this Award Agreement, including the Terms and Conditions of Restricted Stock Unit Grant, attached hereto as Exhibit A,

and the Performance Terms, attached hereto as Exhibit B, all of which are made a part of this document. Participant has reviewed the Plan and this Award Agreement in their entirety, has had an opportunity to obtain the advice of counsel prior to executing this Award Agreement and fully understands all provisions of the Plan and Award Agreement. Participant hereby agrees to accept as binding, conclusive and final all decisions or interpretations of the Administrator upon any questions relating to the Plan and Award Agreement. Participant further agrees to notify the Company upon any change in the residence address indicated below.

PARTICIPANT:

AMBARELLA, INC.

Signature

By

Print Name

Title

Residence Address:

EXHIBIT A

TERMS AND CONDITIONS OF RESTRICTED STOCK UNIT GRANT

1. Grant. The Company hereby grants to the individual named in the Notice of Grant (the “*Participant*”) under the Plan an Award of Restricted Stock Units, subject to all of the terms and conditions in this Award Agreement and the Plan, which is incorporated herein by reference. Subject to Section 23(c) of the Plan, in the event of a conflict between the terms and conditions of the Plan and the terms and conditions of this Award Agreement, the terms and conditions of the Plan will prevail.

2. Company’s Obligation to Pay. Each Restricted Stock Unit represents the right to receive a Share on the date it vests. Unless and until the Restricted Stock Units will have vested in the manner set forth in Sections 3 or 4, Participant will have no right to payment of any such Restricted Stock Units. Prior to actual payment of any vested Restricted Stock Units, such Restricted Stock Units will represent an unsecured obligation of the Company, payable (if at all) only from the general assets of the Company. Any Restricted Stock Units that vest in accordance with Sections 3 or 4 will be paid to Participant (or in the event of Participant’s death, to his or her estate) in whole Shares, subject to Participant satisfying any Tax Obligations (as defined in Section 7 below). Subject to the provisions of Section 4, such vested Restricted Stock Units shall be paid in whole Shares [as soon as practicable after vesting, but in each such case within the period sixty (60) days following the vesting date]OR[Insert schedule as appropriate]. In no event will Participant be permitted, directly or indirectly, to specify the taxable year of the payment of any Restricted Stock Units payable under this Award Agreement.

3. Vesting Schedule. Except as provided in Section 4, and subject to Section 5, the Restricted Stock Units awarded by this Award Agreement will vest in accordance with the vesting provisions set forth in the Notice of Grant. Restricted Stock Units scheduled to vest on a certain date or upon the occurrence of a certain condition will not vest in Participant in accordance with any of the provisions of this Award Agreement, unless Participant will have been continuously a Service Provider from the Date of Grant until the date such vesting occurs.

4. Administrator Authority. The Administrator, in its discretion, may accelerate the vesting of the balance, or some lesser portion of the balance, of the unvested Restricted Stock Units at any time, subject to the terms of the Plan. If so accelerated, such Restricted Stock Units will be considered as having vested as of the date specified by the Administrator. The payment of Shares vesting pursuant to this Section 4 shall in all cases be paid at a time or in a manner that is exempt from, or complies with, Section 409A. The immediately preceding sentence may be superseded in a future agreement or amendment to the Award Agreement only by direct and specific reference to such sentence.

Notwithstanding anything in the Plan or this Award Agreement to the contrary, if the vesting of the balance, or some lesser portion of the balance, of the Restricted Stock Units is accelerated in connection with Participant’s termination as a Service Provider (provided that such termination is a “separation from service” within the meaning of Section 409A, as determined by the Company), other than due to Participant’s death, and if (x) Participant is a “specified employee” within the meaning of Section 409A at the time of such termination as a Service

Provider and (y) the payment of such accelerated Restricted Stock Units will result in the imposition of additional tax under Section 409A if paid to Participant on or within the six (6) month period following Participant's termination as a Service Provider, then the payment of such accelerated Restricted Stock Units will not be made until the first payroll date that occurs on or after the date six (6) months and one (1) day following the date of Participant's termination as a Service Provider, unless the Participant dies following his or her termination as a Service Provider, in which case, the Restricted Stock Units will be paid in Shares to the Participant's estate as soon as practicable following his or her death. It is the intent of this Award Agreement that it and all payments and benefits hereunder be exempt from, or comply with, the requirements of Section 409A so that none of the Restricted Stock Units provided under this Award Agreement or Shares issuable thereunder will be subject to the additional tax imposed under Section 409A, and any ambiguities or ambiguous terms herein will be interpreted to be so exempt or so comply. To the extent necessary to be exempt from or to comply with Section 409A, any references to the termination of Participant's employment or similar phrases will mean Participant's separation from service within the meaning of Section 409A. Each payment payable under this Award Agreement is intended to constitute a separate payment for purposes of Treasury Regulation Section 1.409A-2(b) (2). For purposes of this Award Agreement, "**Section 409A**" means Section 409A of the Code, and any final Treasury Regulations and Internal Revenue Service guidance thereunder, as each may be amended from time to time. In no event will the Company (or any Parent of Subsidiary of the Company) reimburse Participant for any taxes imposed or other costs incurred as a result of Section 409A.

5. Forfeiture upon Termination of Status as a Service Provider. Notwithstanding any contrary provision of this Award Agreement, the balance of the Restricted Stock Units that have not vested as of the time of Participant's termination as a Service Provider for any or no reason and Participant's right to acquire any Shares hereunder will immediately terminate.

6. Death of Participant. Any distribution or delivery to be made to Participant under this Award Agreement will, if Participant is then deceased, be made to Participant's designated beneficiary, or if no beneficiary survives Participant, the administrator or executor of Participant's estate. Any such transferee must furnish the Company with (a) written notice of his or her status as transferee, and (b) evidence satisfactory to the Company to establish the validity of the transfer and compliance with any laws or regulations pertaining to said transfer.

7. Withholding of Taxes. Notwithstanding any contrary provision of this Award Agreement, no certificate representing the Shares will be issued to Participant, unless and until satisfactory arrangements (as determined by the Administrator) will have been made by Participant with respect to the payment of Tax Obligations. For purposes of this Award Agreement, "**Tax Obligations**" means tax, social insurance and social security liability obligations and requirements in connection with these Restricted Stock Units, including, without limitation, (i) all federal, state, and local income, employment and any other taxes (including Participant's Federal Insurance Contributions Act (FICA) obligation) that are required to be withheld by the Company (or Company's Parent or Subsidiary, as applicable), (ii) Participant's and, to the extent required by the Company (or its Parent or Subsidiary, as applicable), the Company's (or its Parent's or Subsidiary's) fringe benefit tax liability, if any, associated with the grant, vesting, or settlement of these Restricted Stock Units or sale of any Shares issued hereunder, and (iii) any other taxes or social insurance or social security liabilities or premium the responsibility for which

Participant has, or has agreed to bear, with respect to these Restricted Stock Units (or issuance of Shares or other consideration hereunder). Prior to vesting and/or settlement of the Restricted Stock Units, Participant will pay or make adequate arrangements satisfactory to the Company to satisfy all Tax Obligations. In this regard, Participant authorizes the Company and/or Participant's employer (the "**Employer**") to withhold all applicable Tax Obligations legally payable by Participant from his or her wages or other cash compensation paid to Participant by the Company and/or the Employer or from proceeds of the sale of Shares. Alternatively, or in addition, if permissible under applicable local law, the Administrator, in its sole discretion and pursuant to such procedures as it may specify from time to time, may permit or require Participant to satisfy such Tax Obligations, in whole or in part (without limitation) by (a) paying cash, (b) electing to have the Company withhold otherwise deliverable Shares having a Fair Market Value equal to the minimum amount required to be withheld, (c) delivering to the Company already vested and owned Shares having a Fair Market Value equal to the amount required to be withheld, or (d) selling a sufficient number of such Shares otherwise deliverable to Participant through such means as the Company may determine in its sole discretion (whether through a broker or otherwise) equal to the amount required to be withheld. To the extent determined appropriate by the Company in its discretion, it will have the right (but not the obligation) to satisfy any Tax Obligations by reducing the number of Shares otherwise deliverable to Participant. If Participant fails to make satisfactory arrangements for the payment of any required Tax Obligations hereunder at the time any applicable Restricted Stock Units otherwise are scheduled to vest pursuant to Sections 3 or 4 or Tax Obligations related to Restricted Stock Units otherwise are due, Participant will permanently forfeit such Restricted Stock Units and any right to receive Shares thereunder and the Restricted Stock Units will be returned to the Company at no cost to the Company.

8. Rights as Shareholder. Neither Participant nor any person claiming under or through Participant will have any of the rights or privileges of a shareholder of the Company in respect of any Shares deliverable hereunder unless and until entered on the Company's Register of Members as the holder of such Shares. After such issuance, recordation and delivery, Participant will have all the rights of a shareholder of the Company with respect to voting such Shares and receipt of dividends and distributions on such Shares.

9. No Guarantee of Continued Service. PARTICIPANT ACKNOWLEDGES AND AGREES THAT THE VESTING OF THE RESTRICTED STOCK UNITS PURSUANT TO THE VESTING SCHEDULE HEREOF IS EARNED ONLY BY CONTINUING AS A SERVICE PROVIDER AT THE WILL OF THE COMPANY (OR THE PARENT OR SUBSIDIARY EMPLOYING OR RETAINING PARTICIPANT) AND NOT THROUGH THE ACT OF BEING HIRED, BEING GRANTED THIS AWARD OF RESTRICTED STOCK UNITS OR ACQUIRING SHARES HEREUNDER. PARTICIPANT FURTHER ACKNOWLEDGES AND AGREES THAT THIS AWARD AGREEMENT, THE TRANSACTIONS CONTEMPLATED HEREUNDER AND THE VESTING SCHEDULE SET FORTH HEREIN DO NOT CONSTITUTE AN EXPRESS OR IMPLIED PROMISE OF CONTINUED ENGAGEMENT AS A SERVICE PROVIDER FOR THE VESTING PERIOD, FOR ANY PERIOD, OR AT ALL, AND WILL NOT INTERFERE IN ANY WAY WITH PARTICIPANT'S RIGHT OR THE RIGHT OF THE COMPANY (OR THE PARENT OR SUBSIDIARY EMPLOYING OR RETAINING PARTICIPANT) TO TERMINATE PARTICIPANT'S RELATIONSHIP AS A SERVICE PROVIDER AT ANY TIME, WITH OR WITHOUT CAUSE.

10. No Advice Regarding Grant. The Company is not providing any tax, legal or financial advice, nor is the Company making any recommendations regarding Participant's participation in the Plan, or Participant's acquisition or sale of the underlying Shares. Participant should consult with his or her own personal tax, legal and financial advisers regarding the federal, state, local and non-U.S. tax consequences of this investment and the transactions contemplated by the Award Agreement and all other aspects of Participant's participation in the Plan before taking any action related to the Plan.

11. Successors and Assigns. The Company may assign any of its rights under the Award Agreement to single or multiple assignees, and the Award Agreement shall inure to the benefit of the successors and assigns of the Company. Subject to the restrictions on transfer herein set forth, the Award Agreement shall be binding upon Participant and his or her heirs, executors, administrators, successors and assigns. The rights and obligations of Participant under the Award Agreement may be assigned only with the prior written consent of the Company.

12. Address for Notices. Any notice to be given to the Company under the terms of this Award Agreement will be addressed to the Company at c/o Ambarella Corp., 3101 Jay Street, Santa Clara, California 95054, or at such other address as the Company may hereafter designate in writing.

13. Grant is Not Transferable. Except to the limited extent provided in Section 6, this grant and the rights and privileges conferred hereby will not be transferred, assigned, pledged or hypothecated in any way (whether by operation of law or otherwise) and will not be subject to sale under execution, attachment or similar process. Upon any attempt to transfer, assign, pledge, hypothecate or otherwise dispose of this grant, or any right or privilege conferred hereby, or upon any attempted sale under any execution, attachment or similar process, this grant and the rights and privileges conferred hereby immediately will become null and void.

14. Binding Agreement. Subject to the limitation on the transferability of this grant contained herein, this Award Agreement will be binding upon and inure to the benefit of the heirs, legatees, legal representatives, successors and assigns of the parties hereto.

15. Additional Conditions to Issuance of Stock. If at any time the Company will determine, in its discretion, that the listing, registration, qualification or rule compliance of the Shares upon any securities exchange or under any state, federal, local or non-U.S. law, the tax code and related regulations or under the rulings or regulations of the U.S. Securities and Exchange Commission (the “SEC”) or any other governmental regulatory body, or the clearance, consent or approval of the SEC or any other governmental regulatory authority is necessary or desirable as a condition to the issuance of Shares to Participant (or his or her estate) hereunder, such issuance will not occur unless and until such listing, registration, qualification, rule compliance, clearance, consent or approval will have been completed, effected or obtained free of any conditions not acceptable to the Company. Where the Company determines that the delivery or the payment of any Shares will violate federal securities laws or other applicable laws, the Company will defer delivery until the earliest date at which the Company reasonably anticipates that the delivery of Shares will no longer cause such violation. The Company will make all reasonable efforts to meet the requirements of any such state, federal, local or non-U.S. law or securities exchange and to obtain any such consent or approval of any such governmental authority or securities exchange.

16. Plan Governs. This Award Agreement is subject to all terms and provisions of the Plan. In the event of a conflict between one or more provisions of this Award Agreement and one or more provisions of the Plan, the provisions of the Plan will govern. Capitalized terms used and not defined in this Award Agreement will have the meaning set forth in the Plan.

17. Administrator Authority. The Administrator will have the power to interpret the Plan and this Award Agreement and to adopt such rules for the administration, interpretation and application of the Plan as are consistent therewith and to interpret or revoke any such rules (including, but not limited to, the determination of whether or not any Restricted Stock Units have vested). All actions taken and all interpretations and determinations made by the Administrator in good faith will be final and binding upon Participant, the Company and all other interested persons. No member of the Administrator will be personally liable for any action, determination or interpretation made in good faith with respect to the Plan or this Award Agreement.

18. Electronic Delivery. The Company may, in its sole discretion, decide to deliver any documents related to Restricted Stock Units awarded under the Plan or future Restricted Stock Units that may be awarded under the Plan by electronic means or request Participant’s consent to participate in the Plan by electronic means. Participant hereby consents to receive such documents by electronic delivery and agrees to participate in the Plan through any on-line or electronic system established and maintained by the Company or another third party designated by the Company.

19. Captions. Captions provided herein are for convenience only and are not to serve as a basis for interpretation or construction of this Award Agreement.

20. Agreement Severable. In the event that any provision in this Award Agreement will be held invalid or unenforceable, such provision will be severable from, and such invalidity or unenforceability will not be construed to have any effect on, the remaining provisions of this Award Agreement.

21. Modifications to the Award Agreement. This Award Agreement constitutes the entire understanding of the parties on the subjects covered. Participant expressly warrants that he or she is not accepting this Award Agreement in reliance on any promises, representations, or inducements other than those contained herein. Modifications to this Award Agreement or the Plan can be made only in an express written contract executed by a duly authorized officer of the Company. Notwithstanding anything to the contrary in the Plan or this Award Agreement, the Company reserves the right to revise this Award Agreement as it deems necessary or advisable, in its sole discretion and without the consent of Participant, to comply with Section 409A or to otherwise avoid imposition of any additional tax or income recognition under Section 409A in connection to this Award of Restricted Stock Units. Further, the Company reserves the right to impose other requirements on Participant's participation in the Plan, on these Restricted Stock Units and on any Shares acquired under the Plan, to the extent the Company determines it is necessary or advisable for legal or administrative reasons, and to require Participant to execute any additional agreements or undertakings that may be necessary to accomplish the foregoing. Other modifications to the Award Agreement or the Plan can be made only in an express written contract executed by Participant and a duly authorized officer of the Company.

22. Amendment, Suspension or Termination of the Plan. By accepting this Award, Participant expressly warrants that he or she has received an Award of Restricted Stock Units under the Plan, and has received, read and understood a description of the Plan. Participant understands that the Plan is discretionary in nature and may be amended, suspended or terminated by the Company at any time.

23. Governing Law. This Award Agreement will be governed by the laws of California without giving effect to the conflict of law principles thereof. For purposes of litigating any dispute that arises under this Award of Restricted Stock Units or this Award Agreement, the parties hereby submit to and consent to the jurisdiction of the State of California, and agree that such litigation will be conducted in the courts of Santa Clara County, California, or the federal courts for the United States for the Northern District of California, and no other courts, where this Award of Restricted Stock Units is made and/or to be performed.

24. Captions. Captions provided herein are for convenience only and are not to serve as a basis for interpretation or construction of the Award Agreement.

25. Insider-Trading/Market-Abuse Laws. Participant acknowledges that Participant may be subject to insider-trading restrictions and/or market-abuse laws, which may affect Participant's ability to purchase or sell Shares under the Plan during such times as Participant is considered to have "inside information" regarding the Company (as defined by applicable law). Any restrictions under these laws or regulations are separate from and in addition to any restrictions that may be imposed under any insider-trading policy of the Company. Participant is responsible for complying with any such applicable restrictions, and Participant is advised to consult with Participant's personal legal adviser for further details regarding any applicable insider-trading and/or market-abuse laws.

26. Waiver. Participant acknowledges that a waiver by the Company of any breach of any provision of this Award Agreement shall not operate or be construed as a waiver of any other provision of this Award Agreement, or of any subsequent breach by Participant or any other person.

* * *

EXHIBIT B

PERFORMANCE AND VESTING TERMS OF RESTRICTED STOCK UNIT GRANT

[INSERT PERFORMANCE AND VESTING TERMS]

CONSENT OF INDEPENDENT REGISTERED PUBLIC ACCOUNTING FIRM

We hereby consent to the incorporation by reference in the Registration Statement on Form S-8 (Nos. 333-184506, 333-187730, 333-195078, 333-203094 and 333-210405) of Ambarella, Inc. of our report dated March 30, 2017 relating to the financial statements and the effectiveness of internal control over financial reporting, which appears in this Form 10-K.

/s/ PricewaterhouseCoopers LLP

San Jose, California
March 30, 2017

CERTIFICATION OF PRINCIPAL EXECUTIVE OFFICER
Certification of Principal Executive Officer Required Under Rule 13a-14(a) and 15d-14(a) of the
Securities Exchange Act of 1934, as amended.

I, Feng-Ming Wang, certify that:

1. I have reviewed this Annual Report on Form 10-K of Ambarella, Inc.;
2. Based on my knowledge, this report does not contain any untrue statement of a material fact or omit to state a material fact necessary to make the statements made, in light of the circumstances under which such statements were made, not misleading with respect to the period covered by this report;
3. Based on my knowledge, the financial statements, and other financial information included in this report, fairly present in all material respects the financial condition, results of operations and cash flows of the registrant as of, and for, the periods presented in this report;
4. The registrant's other certifying officer(s) and I are responsible for establishing and maintaining disclosure controls and procedures (as defined in Exchange Act Rules 13a-15(e) and 15d-15(e)) and internal control over financial reporting (as defined in Exchange Act Rules 13a-15(f) and 15d-15(f)) for the registrant and have:

(a) Designed such disclosure controls and procedures, or caused such disclosure controls and procedures to be designed under our supervision, to ensure that material information relating to the registrant, including its consolidated subsidiaries, is made known to us by others within those entities, particularly during the period in which this report is being prepared;

(b) Designed such internal control over financial reporting, or caused such internal control over financial reporting to be designed under our supervision, to provide reasonable assurance regarding the reliability of financial reporting and the preparation of financial statements for external purposes in accordance with generally accepted accounting principles;

(c) Evaluated the effectiveness of the registrant's disclosure controls and procedures and presented in this report our conclusions about the effectiveness of the disclosure controls and procedures, as of the end of the period covered by this report based on such evaluation; and

(d) Disclosed in this report any change in the registrant's internal control over financial reporting that occurred during the registrant's most recent fiscal quarter (the registrant's fourth fiscal quarter in the case of an annual report) that has materially affected, or is reasonably likely to materially affect, the registrant's internal control over financial reporting; and

5. The registrant's other certifying officer(s) and I have disclosed, based on our most recent evaluation of internal control over financial reporting, to the registrant's auditors and the audit committee of the registrant's board of directors (or persons performing the equivalent functions):

(a) All significant deficiencies and material weaknesses in the design or operation of internal control over financial reporting which are reasonably likely to adversely affect the registrant's ability to record, process, summarize and report financial information; and

(b) Any fraud, whether or not material, that involves management or other employees who have a significant role in the registrant's internal control over financial reporting.

Date: March 30, 2017

/s/ Feng-Ming Wang

Feng-Ming Wang

President and Chief Executive Officer
(Principal Executive Officer)

CERTIFICATION OF PRINCIPAL FINANCIAL OFFICER
Certification of Principal Financial Officer Required Under Rule 13a-14(a) and 15d-14(a) of the
Securities Exchange Act of 1934, as amended.

I, George Laplante, certify that:

1. I have reviewed this Annual Report on Form 10-K of Ambarella, Inc.;
2. Based on my knowledge, this report does not contain any untrue statement of a material fact or omit to state a material fact necessary to make the statements made, in light of the circumstances under which such statements were made, not misleading with respect to the period covered by this report;
3. Based on my knowledge, the financial statements, and other financial information included in this report, fairly present in all material respects the financial condition, results of operations and cash flows of the registrant as of, and for, the periods presented in this report;
4. The registrant's other certifying officer(s) and I are responsible for establishing and maintaining disclosure controls and procedures (as defined in Exchange Act Rules 13a-15(e) and 15d-15(e)) and internal control over financial reporting (as defined in Exchange Act Rules 13a-15(f) and 15d-15(f)) for the registrant and have:

(a) Designed such disclosure controls and procedures, or caused such disclosure controls and procedures to be designed under our supervision, to ensure that material information relating to the registrant, including its consolidated subsidiaries, is made known to us by others within those entities, particularly during the period in which this report is being prepared;

(b) Designed such internal control over financial reporting, or caused such internal control over financial reporting to be designed under our supervision, to provide reasonable assurance regarding the reliability of financial reporting and the preparation of financial statements for external purposes in accordance with generally accepted accounting principles;

(c) Evaluated the effectiveness of the registrant's disclosure controls and procedures and presented in this report our conclusions about the effectiveness of the disclosure controls and procedures, as of the end of the period covered by this report based on such evaluation; and

(d) Disclosed in this report any change in the registrant's internal control over financial reporting that occurred during the registrant's most recent fiscal quarter (the registrant's fourth fiscal quarter in the case of an annual report) that has materially affected, or is reasonably likely to materially affect, the registrant's internal control over financial reporting; and

5. The registrant's other certifying officer(s) and I have disclosed, based on our most recent evaluation of internal control over financial reporting, to the registrant's auditors and the audit committee of the registrant's board of directors (or persons performing the equivalent functions):

(a) All significant deficiencies and material weaknesses in the design or operation of internal control over financial reporting which are reasonably likely to adversely affect the registrant's ability to record, process, summarize and report financial information; and

(b) Any fraud, whether or not material, that involves management or other employees who have a significant role in the registrant's internal control over financial reporting.

Date: March 30, 2017

/s/ George Laplante

George Laplante

Chief Financial Officer

(Principal Financial and Accounting Officer)

**CERTIFICATION OF PRINCIPAL EXECUTIVE OFFICER AND PRINCIPAL FINANCIAL OFFICER
PURSUANT TO
18 U.S.C. SECTION 1350,
AS ADOPTED PURSUANT TO
SECTION 906 OF THE SARBANES-OXLEY ACT OF 2002**

I, Feng-Ming Wang, certify, pursuant to 18 U.S.C. Section 1350, as adopted pursuant to Section 906 of the Sarbanes-Oxley Act of 2002, that the Annual Report of Ambarella, Inc. on Form 10-K for the fiscal year ended January 31, 2017 fully complies with the requirements of Section 13(a) or 15(d) of the Securities Exchange Act of 1934 and that information contained in such Annual Report on Form 10-K fairly presents in all material respects the financial condition and results of operations of Ambarella, Inc.

Date: March 30, 2017

By: /s/ Feng-Ming Wang
Name: Feng-Ming Wang
Title: President and Chief Executive Officer

I, George Laplante, certify, pursuant to 18 U.S.C. Section 1350, as adopted pursuant to Section 906 of the Sarbanes-Oxley Act of 2002, that the Annual Report of Ambarella, Inc. on Form 10-K for the fiscal year ended January 31, 2017 fully complies with the requirements of Section 13(a) or 15(d) of the Securities Exchange Act of 1934 and that information contained in such Annual Report on Form 10-K fairly presents in all material respects the financial condition and results of operations of Ambarella, Inc.

Date: March 30, 2017

By: /s/ George Laplante
Name: George Laplante
Title: Chief Financial Officer